

CITY OF NAPLES

ANNUAL BUDGET
FISCAL YEAR 1994-95



Photo by: Gilbert Booth Professional Photography, Naples

1995
ANNUAL BUDGET OF THE CITY OF NAPLES

MAYOR

Paul W. Muenzer

VICE-MAYOR

Alan R. Korest

CITY COUNCIL

Ronald M. Pennington
Marjorie Prolman
Fred L. Sullivan
Fred Tarrant
Peter H. Van Arsdale

CITY ATTORNEY

Maria J. Chiaro

CITY MANAGER

Dr. Richard L. Woodruff

CITY CLERK

Janet Cason

FINANCE DIRECTOR

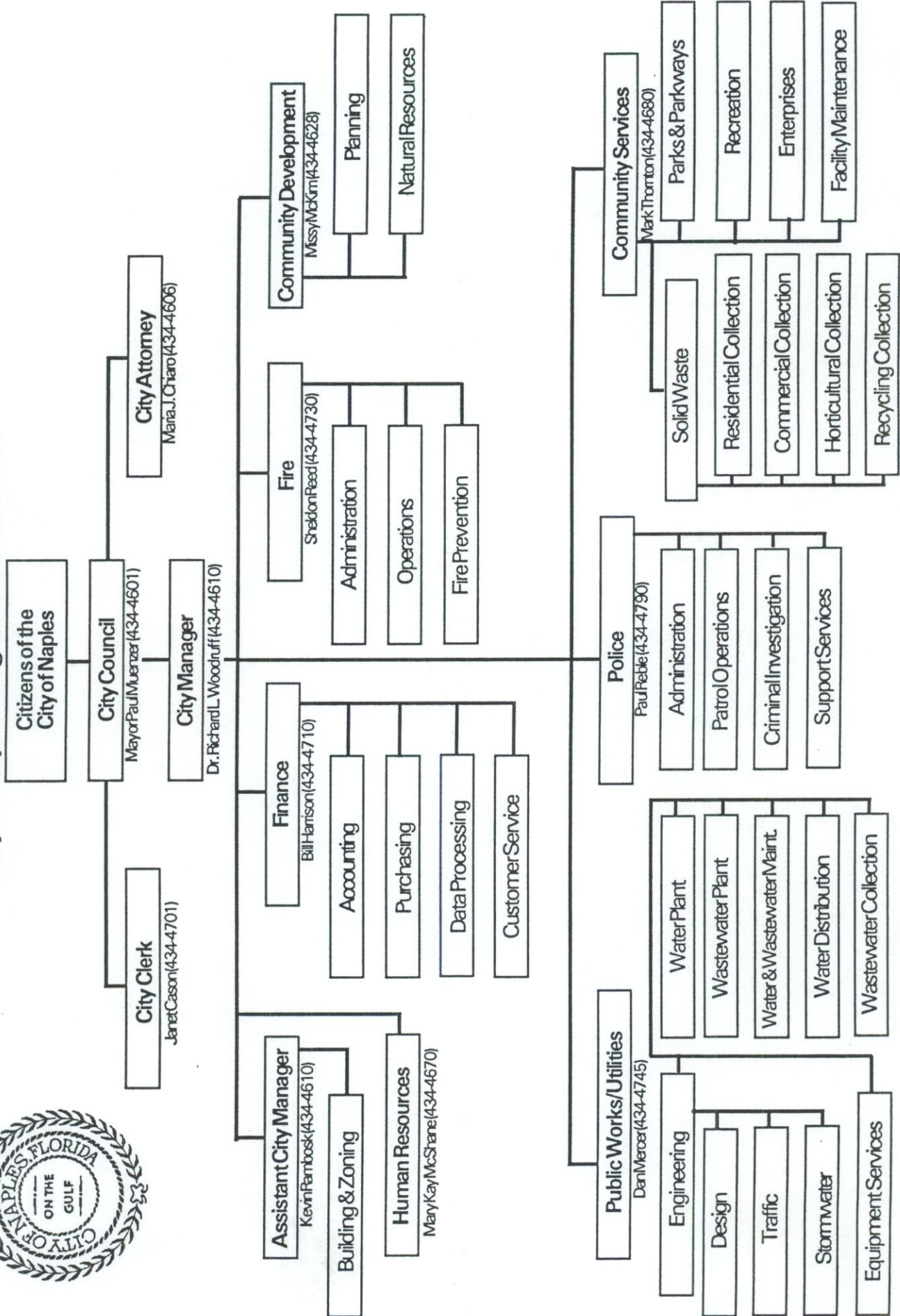
William P. Harrison

DEPARTMENT OFFICIALS

Kevin J. Rambosk
Missy McKim
Mark J. Thornton
Sheldon Reed
Paul C. Reble
Dan Mercer
Mary Kay McShane

Assistant City Manager
Community Development Director
Community Services Director
Acting Fire Chief
Police Chief
Utilities Director
Human Resources Director

City of Naples Organizational Chart



CITY OF NAPLES, FLORIDA

ANNUAL BUDGET

FISCAL YEAR 1994-95

TABLE OF CONTENTS

	<u>PAGES</u>
<u>EXECUTIVE SUMMARY</u>	
<u>GENERAL FUND</u>	
Fund Summary	1-8
Mayor & City Council	9-11
City Attorney	12-14
City Clerk	15-17
City Manager	18-23
Community Development	24-29
Finance	30-35
Fire	36-41
Community Services	42-49
Police	50-57
Non-Departmental	58-60
<u>UTILITIES</u>	
Water & Sewer Fund	61-89
Streets & Traffic Fund	90-96
Stormwater Fund	97-103
<u>CAPITAL PROJECTS FUND</u>	104-111
<u>SPECIAL REVENUE/ENTERPRISE FUNDS</u>	
Solid Waste Fund	112-122
City Dock Fund	123-127
Naples Beach Fund	128-137
Moorings Bay Tax District	138-140
East Naples Bay Tax District	141-143
Community Redevelopment	144-145
<u>INTERNAL SERVICE FUNDS</u>	
Equipment Services Fund	146-150
Data Processing Fund	151-153
Risk Management Fund	154-155
Health Benefits Fund	156-157
<u>DEBT SERVICE SCHEDULES</u>	158-172



Executive Summary



City of Naples

October 1, 1994

FINANCE DEPARTMENT

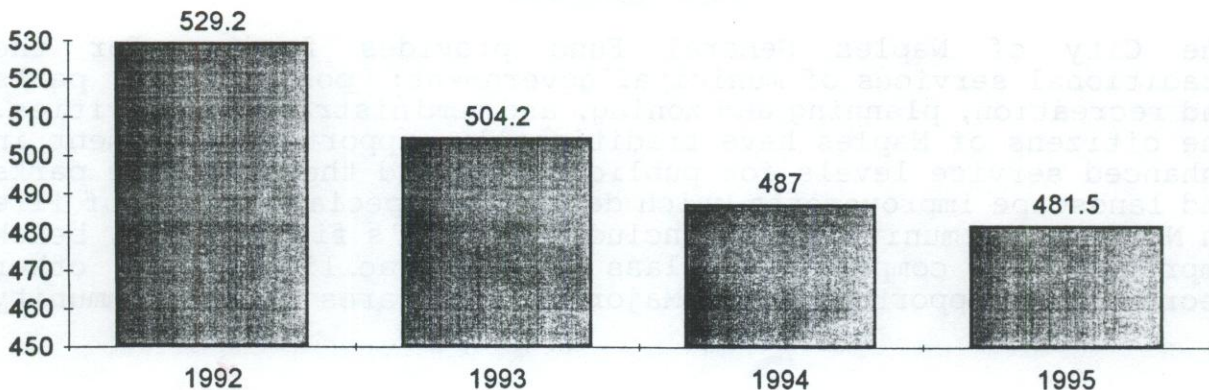
Honorable Mayor and Members of the City Council
City of Naples, Florida
735 Eighth Street South
Naples, Florida 33940

Mayor Muenzer and Council Members:

We are pleased to submit the approved budget for the City of Naples for Fiscal Year 1994-95. This budget provides funding for the continuation of all municipal services enjoyed by our citizens for the next fiscal year and includes a modest property tax rate reduction, from 1.2054 mills to 1.1800 mills. In compliance with both the City Charter and Florida state statutes, this budget was adopted by the City Council with both a mill levy ordinance and appropriations ordinance approved during special public hearings held September 8 and 22, 1994.

The management team of the City has now been in place for three years. Over that period of time, we have worked with the City Council to streamline municipal government, reducing the work force of the City and privatizing those functions which can be handled more efficiently in the private sector with no reduction in the levels of service provided. Through the leadership of the Council, we have eliminated almost ten percent of all employee positions, allowing the City to maintain one of the lowest property tax rates in Florida:

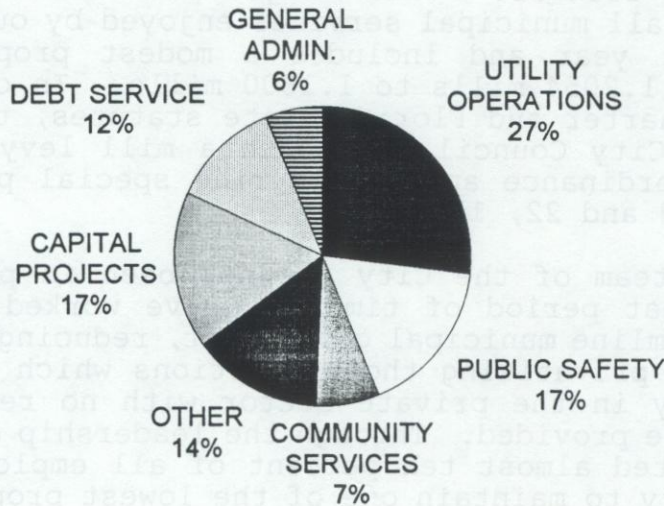
CITY OF NAPLES
EMPLOYEE POSITIONS
LAST FOUR YEARS



Municipal government budgeting and accounting divides the operations of the City into "funds", self-balancing sets of accounts for the expenditures and related financing sources for specific operations of government. Each of these funds of the City is presented in balanced form.

The total budget for the City of Naples for Fiscal Year 1995, after eliminating the double-counting of expenditures caused by internal transfers of funds, is approximately \$40 million. Expenditures in the various operations of municipal government are as follows:

FISCAL YEAR 1995
EXPENDITURE SUMMARY
(ALL INTERNAL TRANSFERS ELIMINATED)
\$40,076,966



GENERAL FUND

The City of Naples General Fund provides funding for the traditional services of municipal government: police, fire, parks and recreation, planning and zoning, and administrative activities. The citizens of Naples have traditionally supported investment in enhanced service levels for public safety and the extensive parks and landscape improvements which denote the special quality of life in Naples. Community assets include the City's fishing pier, beach improvements, competitive class tennis facilities and other recreational opportunities. Major thoroughfares in the community

have been extensively landscaped and maintained by City employees. Both the Police and Fire departments use state of the art equipment and have manpower levels sufficient to provide quick response to public needs.

Operations of the General Fund are financed through ad valorem property taxes, franchise fees of 5.8% on electricity sales, 1% on telephone revenues, and 3% on cable television revenues, proceeds of the local sales tax, State of Florida revenue sharing, and fees for recreation programs. General Fund operations also provide services to other municipal funds, such as accounting, legal, and human resource functions, and, in return, receives financial support from those funds on a proportional basis. In addition, the City's water, sewer, and solid waste utilities provide a payment in-lieu of taxes to the General Fund established at 6% of revenues, equivalent to franchise fees charged to private sector utilities.

For Fiscal Year 1995, we have been notified by the Collier County Assessors Office that property values have increased to \$4.03 billion, an increase of 2.5%. The largest factor in this increase has been the annexation of Bear's Paw in 1993. Average valuations of existing property increased only 1% for this year.

The General Fund budget for 1995 provides for a continuation of municipal services for the upcoming fiscal year. No additional employee positions have been added in this budget and service levels will remain consistent with this past year. Funds have been budgeted for contractual increases with the F.O.P. and I.A.F.F. bargaining units as well as for the new contract with the AFSCME bargaining unit currently in negotiations.

WATER AND SEWER FUND

The City of Naples operates a water and sewer utility, providing services to approximately 15,000 water and 8,000 sewer accounts within the City and in adjacent unincorporated areas of Collier County. Effective with the start of Fiscal Year 1995, the City Council increased sewer rates by 12% to assist in meeting the costs of upcoming major capital improvements at the wastewater treatment plant to bring the City into compliance with mandates of the Florida Department of Environmental Protection (DEP). These plant upgrades, combined with the need to expand the capacity of the plant to meet development within the City's sewer service area, will cost in the area of \$17 million, projected to be financed through a Fiscal Year 1996 bond issue. Engineering costs are budgeted in this fiscal year.

The City's water treatment plant is operating under a second consent order from DEP. This consent order requires the City to address the issue of water color, an issue totally unrelated to the quality and safety of our treated water supply. Compliance with this consent order may result in a 3% increase in water rates for the purchase of additional chemicals; however, City Council will only address the issue of a rate increase when other avenues have been pursued.

STREETS & TRAFFIC FUND

This budget consolidates all revenue sources and related expenditure accounts relating to streets and traffic control. Revenue sources in this fund include the City's share of the Collier County six-cent local option gas tax, the portion of state shared revenue related to the municipal one-cent gas tax, and streets impact fees up to \$200,000 annually (all excess impact fees paid to Collier County by interlocal agreement). The former 1% utility tax dedicated to street overlay projects was rescinded by the City Council during 1994 on the approval of the new Collier County five-cent local option gas tax, shared with the City under an interlocal agreement. The works program of the Streets Fund is controlled by the five-year street renovation program approved annually by the City Council.

STORMWATER UTILITY FUND

This fund was created by the City Council in the Fiscal Year 1993 budget, designed to finance master planning of a stormwater discharge system for the City of Naples, water quality monitoring, street sweeping, and repairs to the existing stormwater system. Financing for this program is through a \$1.43 monthly charge added to the City's utility bills per residential unit and an equivalent charge on non-residential property. As part of this 1995 budget, City Council approved a two-year contract position for a stormwater engineer to develop the stormwater master plan begun by an outside consultant several years ago.

CAPITAL PROJECTS FUND

The City of Naples levies a 7% utility tax on Florida Power & Light electric sales within the City, local telephone services, and propane sales. Those revenues are used first to meet debt service obligations on utility tax outstanding debt and then to finance capital expenditures of the City, not including capital expend-

itures of our enterprise and utility operations. These are responsible for financing their own capital requirements. Included in this fund are scheduled replacement of police and fire vehicles, parks renovation and upgrading, building improvements, and our computerization program. Major projects included in the Fiscal Year 1995 budget are:

- > **REPAIRS TO FISHING PIER.** The winter storm of March 1993 caused serious damage to the structure. Due to the age of this section of the pier, the majority of costs will be to repair deterioration. Engineering on this project is being paid from the 1994 budget, with \$450,000 in this 1995 budget for construction. Collier County has agreed to participate in the project cost in the amount of \$283,000 and federal assistance from FEMA will cover approximately \$85,000 of the total cost. Completion of this project is scheduled for September 1995.
- > **FIRE STATION RENOVATION.** This project was engineered during 1994, with construction authorized for Fiscal Year 1995. \$461,700 has been budgeted for 1995 which provides for the demolition and new construction of the City's central fire station. Completion of this project is scheduled for March 1995.
- > **COMPUTERIZATION PROGRAM.** In Fiscal Year 1992, City Council approved a four-year program at \$250,000 annually to finance improvements to the City's network and mainframe computer systems. This year's appropriation, combined with unused funds from prior years appropriations, will be used to replace the financial management computer system. It will take 18 to 24 months to complete this project.

SOLID WASTE FUND

The City of Naples operates a solid waste utility, providing both residential and commercial solid waste collection and disposal. Rates for this service are split between collection fees, designed to finance operations of the utility and capital replacement, and "tipping" fees, established as a pass-through of tonnage costs of disposal at the Collier County Landfill. Existing rate structures will finance Fiscal Year 1995 operations.

CITY DOCK FUND

The City owns and operates a marina operation on Naples Bay, providing leased and transient mooring of boats and retail sales of gasoline, bait, and minor food and soft drink sales. Fees and price schedules are established to cover maintenance and operating expenses, purchase of inventory, and capital investment and depreciation. This year, responsibility for the development of Naples Landing has been included in the City Dock Fund. Collier County has appropriated \$160,000 in capital funds for the development of Naples Landing into a community waterfront facility consistent with the high standards of other City operations.

NAPLES BEACH FUND

The former Beach Parking Fund, responsible for maintenance and parking enforcement at Naples' beaches, has been expanded to include the operations of the fishing pier and oversight of contract services at Lowdermilk Park. All citizens of the City of Naples and Collier County are eligible for free beach parking stickers, allowing free use of City parking facilities throughout the beach area. Revenues for operations are provided by an annual contribution from Collier County, meter collections, parking fines, concession sales at the fishing pier, and payments from the concession operator at Lowdermilk Park. Beginning in Fiscal Year 1995, utility tax funds will be used to begin \$100,000 annual payments to a fund for future capital replacements needs of the fishing pier.

MOORINGS BAY/EAST NAPLES BAY TAX DISTRICTS

The City of Naples maintains two special taxing districts for the purpose of financing dredging operations and maintenance of these two bay areas and for the retirement of existing debt. This budget provides for a continuation of the 0.5 mill tax levy.

INTERNAL SERVICE FUNDS


The City utilizes four internal service funds to account for the operations of central data processing, equipment services, risk management, and the City's employee health benefits fund. Each of the operating funds of the City pay proportionate costs of these internal services. In the area of risk management, the City self-insures for property, liability, and workers' compensation exposure

and purchases excess insurance for catastrophic losses. The employee health benefits fund provides self-insured health insurance coverage for employees and their families, with the City paying the health insurance costs of employees and costs for family insurance split equally between the employee and the City.

SUMMARY

Over the past three years, the City Council and the management team have worked effectively together to continue the high levels of service expected by our citizens, while constantly looking for ways to improve the efficiency of operations, reducing the work force and privatizing functions where appropriate. The proof of our efforts is the fact that the total increase in operations and maintenance costs over four annual budgets has been only 3.82%, while we have expanded capital improvements by over 173%. We are proud of these accomplishments and look forward to continued service to the community in cooperation with the City Council.

Respectfully submitted on behalf of The Management Team,



Dr. Richard L. Woodruff
City Manager

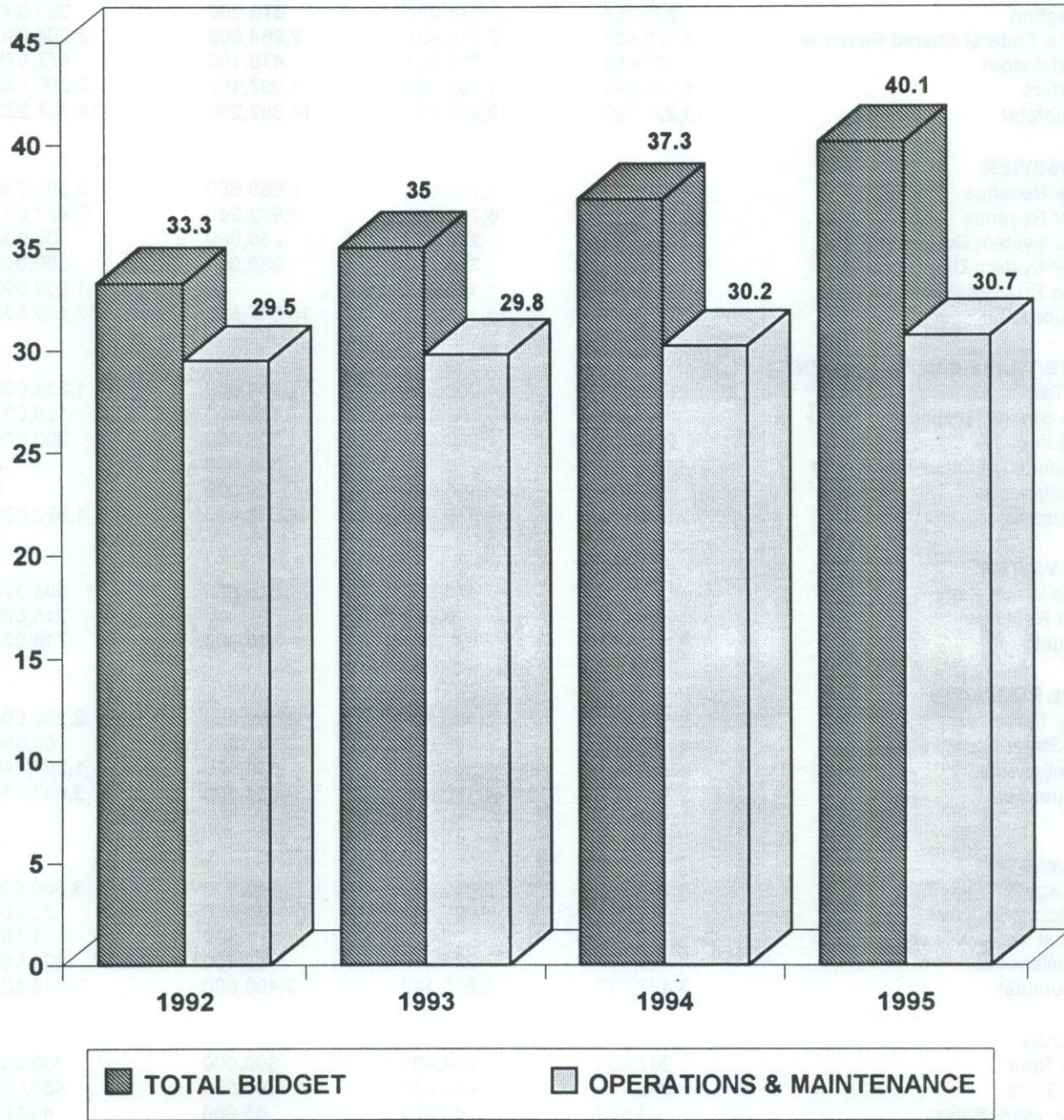


William P. Harrison
Director Of Finance

CITY OF NAPLES
EXPENDITURE SUMMARY
(ALL INTERNAL TRANSFERS ELIMINATED)

	Approved Fiscal Year 1992	Approved Fiscal Year 1993	Approved Fiscal Year 1994	Proposed Fiscal Year 1995	Three-Year Percent Change
OPERATIONS & MAINTENANCE					
OPERATING FUNDS:					
General Fund	\$11,915,738	\$12,018,396	\$12,597,487	\$12,551,605	5.34%
Water & Sewer Fund	6,840,347	6,435,030	6,505,562	6,885,935	0.67%
Solid Waste Fund	2,110,541	2,167,193	2,026,561	2,069,889	(1.93%)
Streets Fund	878,955	1,196,206	1,153,930	1,321,019	50.29%
Naples Beach Fund	574,934	558,635	520,045	508,684	(11.52%)
City Dock Fund	444,963	472,877	495,048	527,768	18.61%
Stormwater Fund	0	435,276	391,663	469,562	N/A
Canal Maintenance	28,500	121,500	87,000	64,000	124.56%
Comm. Redev. Agency	0	0	0	101,250	N/A
INTERNAL SERVICES:					
Health Benefits	1,568,100	1,568,100	1,911,400	1,791,100	14.22%
Equipment Services	1,008,434	1,085,965	965,252	884,473	(12.29%)
Risk Management	1,064,953	852,330	915,070	944,110	(11.35%)
Data Processing	185,424	175,875	187,856	192,772	3.96%
DEBT SERVICE INTEREST:	2,928,902	2,666,812	2,403,893	2,366,530	(19.20%)
TOTAL	<u>29,549,791</u>	<u>29,754,195</u>	<u>\$30,160,767</u>	<u>\$30,678,697</u>	<u>3.82%</u>
CAPITAL EXPENDITURES:					
UTILITY TAX FUND	1,097,431	1,286,332	1,634,539	2,138,343	94.85%
WATER & SEWER FUND	1,068,043	1,941,550	3,221,947	3,801,890	255.97%
ALL OTHER FUNDS	321,543	906,782	669,630	866,355	169.44%
TOTAL	<u>2,487,017</u>	<u>4,134,664</u>	<u>5,526,116</u>	<u>6,806,588</u>	<u>173.68%</u>
DEBT SERVICE PRINCIPAL:	<u>1,227,454</u>	<u>1,069,384</u>	<u>1,565,000</u>	<u>2,591,681</u>	<u>111.14%</u>
GRAND TOTAL	<u>\$33,264,262</u>	<u>\$34,958,243</u>	<u>\$37,251,883</u>	<u>\$40,076,966</u>	<u>20.48%</u>

**CITY OF NAPLES
TOTAL BUDGET
LAST FOUR FISCAL YEARS
(IN MILLIONS)**



REVENUE SUMMARY
ALL OPERATING FUNDS

FUND/SOURCE	ACTUAL <u>1991-92</u>	ACTUAL <u>1992-93</u>	BUDGETED <u>1993-94</u>	APPROVED <u>1994-95</u>
GENERAL				
Taxes	4,687,532	4,558,853	4,701,200	4,685,100
Licenses/Permits	725,058	767,689	687,500	746,000
Franchises	3,122,792	2,811,054	3,166,200	3,153,950
Charges for Services	143,865	161,569	207,900	198,100
Fines & Forfeitures	460,237	473,402	487,000	460,000
Recreation	308,754	374,227	376,300	386,800
State & Federal Shared Revenue	2,123,553	2,218,881	2,264,900	2,304,000
Miscellaneous	468,458	330,497	479,100	477,075
Transfers	1,180,841	1,992,158	1,997,100	2,296,200
Subtotal	13,221,090	13,688,330	14,367,200	14,707,225
WATER/SEWER				
Water Revenue	7,148,333	7,706,648	8,085,650	8,369,250
Sewer Revenue	5,707,327	6,748,090	6,972,200	7,427,250
Water System Development	213,353	256,866	250,000	300,000
Sewer System Development	270,450	313,600	250,000	300,000
Bonds Proceeds/Other	116,114	1,129,217	0	1,050,000
Subtotal	13,455,577	16,154,421	15,557,850	17,446,500
STREETS/TRAFFIC IMPROVEMENT				
Gas Tax	1,036,024	1,053,956	938,000	1,538,000
State Shared Revenue	144,262	136,159	135,400	135,000
Road Impact	200,000	200,000	200,000	200,000
Transfer from Other Funds	155,000	279,990	335,000	0
Miscellaneous	25,403	165,865	50,000	0
Subtotal	1,560,689	1,835,970	1,658,400	1,873,000
STORM WATER				
Storm Water Fees	0	475,366	516,800	501,300
Other Revenue	0	5,988	0	215,620
Subtotal	0	481,354	516,800	716,920
CAPITAL PROJECTS				
Utility Taxes	2,127,561	2,546,154	2,590,000	2,230,000
Non-Street Impact Fees	67,372	118,082	50,000	60,000
Miscellaneous	197,837	1,515,800	894,520	1,357,140
Subtotal	2,392,770	4,180,036	3,534,520	3,647,140
SOLID WASTE				
Garbage & Trash Fees	3,259,258	3,315,097	3,340,500	3,350,000
Recycling Revenue	31,083	25,106	30,000	35,000
Special Pick-up Fees	2,596	2,565	1,500	1,500
Miscellaneous	129,195	227,374	28,000	230,000
Subtotal	3,422,132	3,570,142	3,400,000	3,616,500
CITY DOCK				
Dock Rent	247,403	297,433	300,000	330,000
Fuel Sales	392,295	414,442	400,000	450,000
Bait & Misc. Sales	43,669	43,860	45,000	45,000
Miscellaneous Revenue	6,619	4,931	2,500	162,500
Subtotal	689,986	760,666	747,500	987,500

**REVENUE SUMMARY
ALL OPERATING FUNDS**

FUND/SOURCE	ACTUAL 1991-92	ACTUAL 1992-93	BUDGETED 1993-94	APPROVED 1994-95
NAPLES BEACH FUND				
Pier Concessions	219,358	217,972	220,000	157,500
County Share	155,000	159,650	165,200	168,700
Meter Collections	338,040	318,296	257,300	257,300
City Fines	190,174	209,341	210,000	250,000
Miscellaneous	7,003	3,996	21,100	133,260
Subtotal	909,575	909,255	873,600	966,760
MOORINGS BAY DISTRICT				
Ad Valorem Taxes	224,112	216,951	240,626	235,204
Miscellaneous	39,295	323,247	0	0
Subtotal	263,407	540,198	240,626	235,204
EAST NAPLES BAY DISTRICT				
Ad Valorem Taxes	73,613	68,696	67,508	65,294
Miscellaneous	37,949	1,476	0	5,088
Subtotal	111,562	70,172	67,508	70,382
COMMUNITY REDEVELOPMENT				
Tax Increments	0	0	0	6,000
Other Revenue	0	0	0	94,850
Subtotal	0	0	0	100,850
GRAND TOTAL	\$36,026,788	\$42,190,544	\$40,964,004	\$44,367,981

**REVENUE SUMMARY
INTERNAL SERVICE FUNDS**

EQUIPMENT SERVICE				
Transfers	1,065,845	1,155,360	1,129,085	1,035,850
DATA PROCESSING				
Central Data Fees	137,580	115,648	120,182	126,190
Water Data Fees	39,010	38,550	40,061	42,065
Sewer Data Fees	39,010	38,550	40,061	42,065
Subtotal	215,600	192,748	200,304	210,320
RISK MANAGEMENT				
Transfers In	1,025,000	852,291	940,670	969,710
Miscellaneous	41,501	47,834	0	0
Subtotal	1,066,501	900,125	940,670	969,710
HEALTH BENEFITS FUND				
Employee Share	292,267	284,639	363,200	354,550
Employer Share	1,153,200	1,137,585	1,301,350	1,338,750
Retiree Pymts	90,825	114,524	73,900	107,700
Reimbursements	170,964	903,652	0	0
Miscellaneous	34,600	7,222	219,650	45,500
Subtotal	1,741,856	2,447,622	1,958,100	1,846,500
GRAND TOTAL	\$4,089,802	\$4,695,855	\$4,228,159	\$4,062,380

**CITY OF NAPLES
AUTHORIZED POSITIONS**

<u>DEPARTMENT/Division</u>	<u>1991-92 FULL TIME EQUIVALENT POSITIONS</u>	<u>1992-93 FULL TIME EQUIVALENT POSITIONS</u>	<u>1993-94 FULL TIME EQUIVALENT POSITIONS</u>	<u>1994-95 FULL TIME EQUIVALENT POSITIONS</u>
MAYOR & COUNCIL	0	1	1	1
CITY CLERK	4.5	5.5	6	6
CITY ATTORNEY	3	3	3	3
CITY MANAGER				
ADMINISTRATION	7	5	4	4
HUMAN RESOURCES	6	6	6	6
BUILDING & ZONING	<u>10</u>	<u>10</u>	<u>10</u>	<u>10</u>
TOTAL	23	21	20	20
COMMUNITY DEVELOPMENT				
ADMINISTRATION	3	3	3	3
PLANNING	5	5	6	6
NATURAL RESOURCES	<u>1</u>	<u>1</u>	<u>1</u>	<u>1</u>
TOTAL	9	9	10	10
COMMUNITY SERVICES				
ADMINISTRATION	2	2	3	3
PARKS & PARKWAYS	54	46	44	39
RECREATION	20.5	20.5	21.5	20.5
LOWDERMILK PARK	3	3	0	0
TENNIS PROGRAM	<u>2.8</u>	<u>2.8</u>	<u>2.8</u>	<u>3.5</u>
TOTAL	82.3	74.3	71.3	66
FINANCE				
ADMIN./ACCOUNTING	8	8.5	8.5	8.5
CUSTOMER SERVICE	8	7	6	6
PURCHASING	<u>4</u>	<u>4</u>	<u>4</u>	<u>3.3</u>
TOTAL	20	19.5	18.5	17.8
FIRE				
ADMINISTRATION	8	8	9	9
FIRE PREVENTION	4	4	4	4
OPERATIONS	<u>50</u>	<u>48</u>	<u>48</u>	<u>48</u>
TOTAL	62	60	61	61

AUTHORIZED POSITIONS (CONTINUED)

<u>DEPARTMENT/Division</u>	<u>1991-92 FULL TIME EQUIVALENT POSITIONS</u>	<u>1992-93 FULL TIME EQUIVALENT POSITIONS</u>	<u>1993-94 FULL TIME EQUIVALENT POSITIONS</u>	<u>1994-95 FULL TIME EQUIVALENT POSITIONS</u>
POLICE				
ADMINISTRATION	6.5	6.5	6.5	6.5
OPERATIONS	64	60	60	60
CRIMINAL INVEST. SERVICES	22	21	21	21
	<u>30</u>	<u>25.5</u>	<u>26</u>	<u>26</u>
TOTAL	122.5	113	113.5	113.5
TOTAL GENERAL FUND	326.3	306.3	304.3	298.3
WATER & SEWER FUND				
ADMINISTRATION	8	10	7	6
ENGINEERING	7	8	9	11
WATER	41	39	40	38
WASTEWATER	39	34	34	34
UTILITIES MAINTENANC	<u>14</u>	<u>19</u>	<u>19</u>	<u>20</u>
TOTAL	109	110	109	109
SOLID WASTE FUND				
ADMINISTRATION	6	7	2	2
RESIDENTIAL COLLECT.	16	16	16	16
COMMERCIAL COLLECT.	8	8	8	8
HORTICULTURAL COLLE	<u>8</u>	<u>8</u>	<u>7</u>	<u>7</u>
TOTAL	38	39	33	33
STREETS & TRAFFIC FUND	17	5	3	3
STORMWATER FUND	0	5	7	7
CITY DOCK FUND	3	3	3	3
NAPLES BEACH FUND	18.9	19.9	12.7	13.2
DATA PROCESSING FUND	4	4	4	4
EQUIPMENT SERVICES FUND	13	12	11	11
GRAND TOTAL	529.2	504.2	487	481.5

CITY OF NAPLES

PROPERTY TAX LEVIES & ASSESSED VALUATION

LAST 10 FISCAL YEARS

<u>YEAR</u>	<u>TAX LEVY</u>	<u>ASSESSED VALUATION</u>
1986	1.1605	\$ 1.79 BILLION
1987	1.3120	\$ 1.92 BILLION
1988	1.2487	\$ 2.02 BILLION
1989	1.2229	\$ 2.22 BILLION
1990	1.2024	\$ 3.03 BILLION
1991	1.0017	\$ 3.66 BILLION
1992	1.1800	\$ 4.08 BILLION
1993	1.2056	\$ 3.89 BILLION
1994	1.2056	\$ 3.93 BILLION
1995	1.1800	\$ 4.03 BILLION

COLLIER COUNTY

PROPERTY TAX LEVIES & ASSESSED VALUATION

LAST 10 FISCAL YEARS

<u>YEAR</u>	<u>TAX LEVY</u>	<u>ASSESSED VALUATION</u>
1986	4.1948	\$ 6.73 BILLION
1987	4.8222	\$ 7.25 BILLION
1988	5.2751	\$ 7.92 BILLION
1989	5.4151	\$ 8.70 BILLION
1990	5.2070	\$10.29 BILLION
1991	5.0498	\$12.80 BILLION
1992	4.6889	\$14.41 BILLION
1993	4.5049	\$14.55 BILLION
1994	4.3664	\$15.31 BILLION
1995	4.2340 (1)	\$16.00 BILLION

(1) 3.5999 Countywide Levy
 Plus 0.6341 Unincorporated Levy

ORDINANCE 94-7275

AN ORDINANCE DETERMINING AND FIXING THE 1994 TAX LEVY AND MILLAGE RATE FOR THE CITY OF NAPLES, EXCLUSIVE OF DEPENDENT TAXING DISTRICTS, FOR THE PURPOSE OF PROVIDING SUFFICIENT FUNDS FOR THE GENERAL FUND OPERATIONS; PROVIDING A SEVERABILITY CLAUSE, A REPEALER PROVISION AND AN EFFECTIVE DATE.

WHEREAS, the 1994 Tax Assessment Roll has been prepared, equalized and certified, showing:

Total Assessed Valuation of
Real and Personal Property \$4,063,746,549

NOW, THEREFORE, BE IT ORDAINED BY THE COUNCIL OF THE CITY OF NAPLES, FLORIDA:

Section 1. That the tax levy and millage rate for the City of Naples, excluding of Dependent Taxing Districts for the year 1994 be, and the same is, hereby fixed and determined to be 1.1800

Section 2. That the tax levy and millage rate have been fixed and determined in accordance with the following assessments and findings of the City Council, and making allowances for tax delinquents, discounts and losses therein, show, to-wit:
Total General Fund Operations
1.1800 mills \$4,685,100

Section 3. That the percentage increase in property taxes adopted by the City Council of the City of Naples is 0.65 percent less than the rolled-back rate computed pursuant to Florida Statutes, Chapter 200.065(1).

Section 4. If any word, phrase, clause, subsection or section of this ordinance is for any reason held unconstitutional or invalid, the invalidity thereof shall not affect the validity of any remaining portions of this ordinance.

Section 5. That all sections or parts of sections of the Code of Municipal Ordinances, all ordinances or parts of ordinances, and all resolutions or parts of resolutions in conflict herewith, be and the same are hereby repealed to the extent of such conflict.

Section 6. This ordinance shall take effect October 1, 1994.

APPROVED AT FIRST READING THIS 8TH DAY OF SEPTEMBER, 1994.

PASSED AND ADOPTED AT SECOND READING AND PUBLIC HEARING IN OPEN AND SPECIAL SESSION OF THE CITY COUNCIL OF THE CITY OF NAPLES, FLORIDA THIS 22ND DAY OF SEPTEMBER, 1994.

Paul W. Muenzer
Paul W. Muenzer, Mayor

Approved as to form and legality:

Maria J. Chiaro
Maria J. Chiaro, City Attorney

Attest:

Janet Cason
FOR Janet Cason, City Clerk
M:\REF\COUNCIL\ORD\94-7275

94-7275		
Korest		A
Pennington	M	Y
Prolman		Y
Sullivan	S	Y
Tarrant		Y
VanArsdale		Y
Muenzer		Y
(6-0)		
M=Motion S=Second		
Y=Yes N=No A=Absent		

ORDINANCE 94-7278

AN ORDINANCE ADOPTING THE FINAL BUDGET FOR THE CITY OF NAPLES, EXCLUSIVE OF DEPENDENT TAXING DISTRICTS, FOR FISCAL YEAR COMMENCING OCTOBER 1, 1994 AND ENDING SEPTEMBER 30, 1995; APPROPRIATING FUNDS FOR OPERATING EXPENSES OF THE CITY OF NAPLES FOR THE GENERAL OPERATION OF THE SEVERAL DEPARTMENTS OF THE CITY, INCLUDING UTILITIES, AND FOR CONTRIBUTING TO THE SINKING FUNDS OF THE CITY TO PAY INTEREST ON AND PROVIDE FOR THE RETIREMENT OF THE OUTSTANDING BONDS AND OTHER FIXED OBLIGATIONS OF THE CITY AND THE UTILITY TAX FUND FOR AND DURING THE FISCAL YEAR COMMENCING OCTOBER 1, 1994 AND ENDING SEPTEMBER 30, 1995; PROVIDING A SEVERABILITY CLAUSE, A REPEALER PROVISION AND AN EFFECTIVE DATE.

WHEREAS, the City of Naples adopts a final budget, exclusive of Dependent Taxing Districts, and appropriates funds on an annual basis for the general operation of the several departments of the City, including utilities, and contributes to the sinking funds of the City to pay interest on and to provide for the retirement of bonds; and

WHEREAS, the City of Naples has held a series of workshops and public hearings on the fiscal year 1994-1995 budget;

NOW, THEREFORE, BE IT ORDAINED BY THE COUNCIL OF THE CITY OF NAPLES, FLORIDA:

Section 1. That the budget for the City of Naples, exclusive of the Dependent Taxing Districts, for the fiscal year commencing October 1, 1994 and ending September 30, 1995 is hereby adopted.

Section 2. That for the payment of expenses and obligations of the City of Naples for the fiscal year ending September 30, 1995, there is hereby appropriated out of any monies in the treasury of the City of Naples and any accruing revenues of the City available for said purposes to the funds and for the purposes hereinafter set forth, the sums of money shown in the following schedule:

GENERAL FUND:

Mayor and City Council	\$174,573
City Attorney	257,189
City Clerk	264,280
City Manager	
City Manager	257,376
Human Resources	333,246
Building & Zoning	411,020
Community Development	
Administration	144,832
Planning	299,797
Natural Resources	85,274
Finance	
Administration/Accounting	459,261
Customer Service	234,267
Purchasing	150,102
Fire	
Administration	472,121
Operations	1,853,945
Fire Prevention	172,835
Community Services	
Administration	144,679
Parks and Parkways	1,752,680
Recreation	975,574
Tennis Program	142,300
Police	
Administration	381,547
Criminal Investigations	872,481
Operations	2,402,978
Services	1,228,485
Non-Departmental	664,500
Contingency	149,543
Transfers to Other Funds	422,340

FUND TOTAL

\$14,707,225

UTILITY TAX FUND:	
Capital Improvement Program	\$ 2,892,031
Debt Service	<u>811,632</u>
FUND TOTAL	\$ 3,703,663
SPECIAL REVENUE FUNDS:	
Streets/Traffic Improvements	\$ 1,873,000
Naples Beach Fund	937,226
Community Re-Development	<u>100,850</u>
FUND TOTAL	\$ 2,911,076
CITY DOCK ENTERPRISE FUND:	
Operations	\$ <u>966,080</u>
FUND TOTAL	\$ 966,080
WATER/SEWER ENTERPRISE FUND:	
Administration	\$ 433,564
Engineering	491,955
Debt Service	3,522,645
Water Production	2,587,224
Water Distribution	908,626
Capital Projects	3,701,890
Wastewater Treatment	1,308,511
Wastewater Collection	597,431
Utilities Maintenance	1,127,486
Water/Sewer Transfers Out	2,562,410
Contingency	<u>200,000</u>
FUND TOTAL	\$17,441,742
SOLID WASTE ENTERPRISE FUND:	
Administration	\$ 219,809
Residential	613,272
Horticultural	549,375
Commercial	560,384
Landfill	580,200
Transfers Out	608,950
Capital Outlay	283,310
Debt Service	109,280
Contingency	75,000
FUND TOTAL	\$ 3,599,580
STORMWATER ENTERPRISE FUND:	
Operations	\$ <u>716,920</u>
FUND TOTAL	\$ 716,920
TOTAL APPROPRIATIONS	<u>\$44,046,286</u>
INTERNAL SERVICE FUNDS:	
Data Processing	\$ 208,160
Equipment Services	1,026,270
Risk Management	969,710
Health Benefits	<u>1,846,500</u>
TOTAL INTERNAL SVCS.	<u>\$ 4,050,640</u>

Section 3. If any word, phrase, clause, subsection or section of this ordinance is for any reason held unconstitutional or invalid, the invalidity thereof shall not affect the validity of any remaining portions of this ordinance.

Section 4. That all sections or parts of sections of the Code of Municipal Ordinances, all ordinances or parts of ordinances, and all

resolutions or parts of resolutions in conflict herewith, be and the same are hereby repealed to the extent of such conflict.

Section 5. This ordinance shall take effect October 1, 1994

APPROVED AT FIRST READING THIS 8TH DAY OF SEPTEMBER 1994.

PASSED AND ADOPTED AT SECOND READING AND PUBLIC HEARING IN OPEN AND SPECIAL SESSION OF THE CITY COUNCIL OF THE CITY OF NAPLES, FLORIDA THIS 22ND DAY OF SEPTEMBER, 1994.

Paul W. Muenzer
Paul W. Muenzer, Mayor

Approved as to form and legality:

Maria J. Chiaro
Maria J. Chiaro, City Attorney

Attest:

Janet Cason
Janet Cason, City Clerk
M:\REF\COUNCIL\RES\94-7278



94-7278	
Korest	A
Pennington	Y
Prolman	Y
Sullivan	M Y
Tarrant	S Y
VanArsdale	Y
Muenzer	Y
(6-0)	
M=Motion S=Second	
Y=Yes N=No A=Absent	

resolutions or parts of resolutions in conflict herewith, be and the same are hereby repealed to the extent of such conflict.

Section 2. This ordinance shall take effect October 1, 1994.

APPROVED AT FIRST READING THIS 21ST DAY OF SEPTEMBER 1994.

READ AND ADOPTED AT SECOND READING AND PUBLIC HEARING IN OPEN AND SPECIAL SESSION OF THE CITY COUNCIL OF THE CITY OF WASHINGTON, TERRITORY THIS 22ND DAY OF SEPTEMBER, 1994.

[Signature]
Mayor

Approved as to form and legality

[Signature]
Marie J. Christ, City Attorney

[Signature]
City Clerk



94-717B	Keene
A	Peterson
Y	Johnson
Y	Sullivan
M	Johnson
Y	Johnson
S	Johnson
Y	Johnson
Y	Johnson
Y	Johnson
(0-0)	
M-Motion 2-Second	
Y-Yes N-No A-Absent	

General Fund

GENERAL FUND 1985

GENERAL FUND

REVENUES

REVENUES

Ad Valorem Tax	1,200,000
Sales Tax	1,000,000
Fees & Licenses	750,000
Franchise Tax	1,500,000
Salaries & Benefits	1,000,000
Retention Payments	1,500,000
Fines & Penalties	500,000
State Shared Revenue	1,000,000
Transfer - Police	1,000,000
Other Revenue	1,000,000
Programs Cash	1,000,000

\$14,707,252

REVENUES

GENERAL FUND

Mayor & Council	1,000,000
City Clerk	1,000,000
City Attorney	1,000,000
City Manager	1,000,000
Finance	1,000,000
Police	1,000,000
Fire	1,000,000
Community Development	1,000,000
Community Services	1,000,000
Non-Departmental	1,000,000
Transfer - Police	1,000,000
Transfer - Fire	1,000,000
Transfer - Community Development	1,000,000
Transfer - Community Services	1,000,000
Transfer - Non-Departmental	1,000,000
Contingency	1,000,000

\$14,707,252

CASH FLOW

FISCAL YEAR 1995

GENERAL FUND

SUMMARY

REVENUES :

Ad Valorem Tax	\$4,663,100	
Sales Tax ✓	1,700,000	
Fees & Licenses	746,000	
Franchise Fees	3,153,950	
Services Provided	198,100	
Recreation Revenues	386,800	
Fines & Forfeitures	460,000	
State Shared Revenues ✓	604,000	
Transfers - Reimburse Admin.	2,296,200	
Other revenue	219,075	
Beginning Cash	<u>280,000</u>	
		\$14,707,225

EXPENDITURES :

Mayor & Council	\$ 174,573	
City Clerk	264,280	
City Attorney	257,189	
City Manager	1,001,642	
Finance	843,630	
Police	4,885,491	
Fire	2,498,901	
Community Development	529,903	
Community Services	3,015,233	
Non-Departmental	664,500	
Transfer - Self-Insurance	404,230	
Transfer - Beach Parking	3,260	
Transfer - Re-Development	14,850	
Contingency	<u>149,543</u>	
		\$14,707,225

CASH FLOW

-0-

CITY OF WASH DC
 GENERAL FUND
 REVENUE DETAIL

DEPARTMENT: GENERAL FUND

CLASSIFICATION:

TAXES

Additional Tax (1800 Miles)
 Tax Rebates
 Franchise Tax
 Fuel Tax Rebate
 Subtotal

FEES & LICENSES

Construction License
 Building Permits
 Engineering Permits
 Licenses for Beer, Liquor
 Contractors Exam
 Safety Fees
 Fire Permit Fee
 Subtotal

FRANCHISES

Permit Fees & Light
 Licenses
 Cable Connection
 Passenger Tollage
 District System of Taxes
 Subtotal

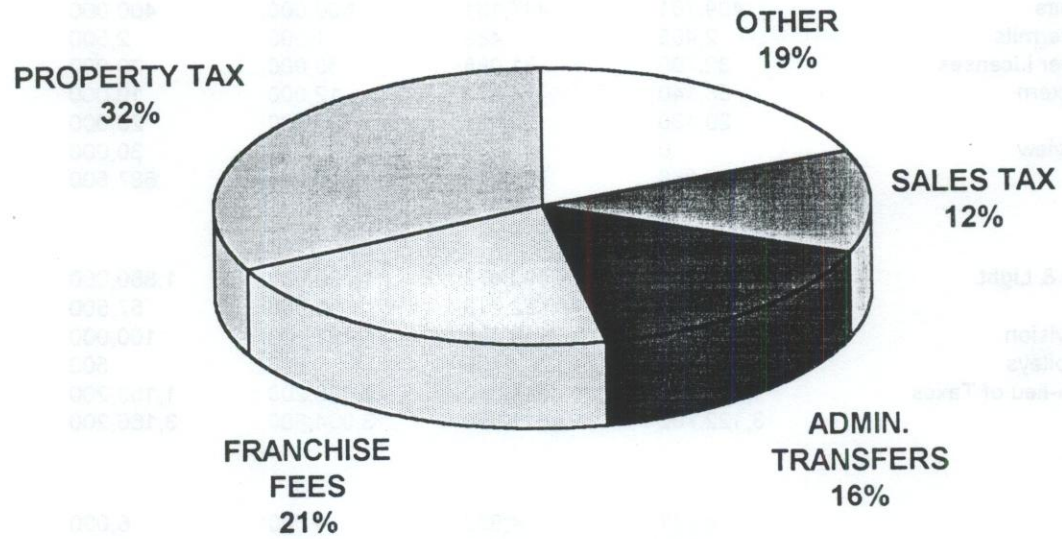
SERVICES

Travel/Confer
 Maps & Copies
 Lot Moving
 Police Fees
 Security Services
 Fire Training School
 Subtotal

RECREATION

Tennis Courts
 Recreation Programs
 Youth Programs
 Maps/Printing/Forms
 Subtotal

**FISCAL YEAR 1995
 GENERAL FUND REVENUE BY SOURCE
 \$14,707,225**



**CITY OF NAPLES
GENERAL FUND
REVENUE DETAIL**

DEPARTMENT: GENERAL FUND

CLASSIFICATIONS:	<u>ACTUAL</u> 1991-92	<u>ACTUAL</u> 1992-93	<u>ESTIMATED</u> 1993-94	<u>BUDGET</u> 1993-94	<u>APPROVED</u> <u>BUDGET</u> 1994-95
TAXES					
Ad Valorem Tax (1.1800 Mills)	\$4,656,921	\$4,536,243	\$4,679,200	\$4,679,200	\$4,663,100
Tax Penalties	3,548	4,041	3,500	3,500	3,500
Mobile Homes Tax	765	880	500	500	500
Fuel Tax Refund	26,298	17,689	18,000	18,000	18,000
Subtotals	4,687,532	4,558,853	4,701,200	4,701,200	4,685,100
FEES & LICENSES					
Occupational Licenses	192,862	252,010	200,000	190,000	200,000
Building Permits	409,761	447,131	600,000	400,000	450,000
Engineering Permits	2,465	485	1,000	2,500	1,000
Liquor and Beer Licenses	32,700	31,088	30,000	30,000	30,000
Contractors Exam	58,140	14,670	12,000	10,000	10,000
Zoning Fees	29,130	22,305	25,000	25,000	25,000
Fire Plans Review	0	0	0	30,000	30,000
Subtotals	725,058	767,689	868,000	687,500	746,000
FRANCHISES					
Florida Power & Light	1,766,915	1,693,478	1,730,000	1,850,000	1,750,000
Telephone	54,008	52,710	55,000	57,500	57,500
Colony Cablevision	116,369	119,826	121,100	100,000	120,000
Passenger Trolleys	500	700	500	500	500
Utilities Pay-in-lieu of Taxes	1,185,000	944,340	1,158,200	1,158,200	1,225,950
Subtotals	3,122,792	2,811,054	3,064,800	3,166,200	3,153,950
SERVICES					
Xerox Copies	8,281	4,939	4,000	6,000	4,000
Maps & Codes	4,762	8,522	8,000	8,000	6,000
Lot Mowing	4,370	5,066	4,000	5,000	4,000
Police misc fees	24,759	33,341	28,000	35,000	28,000
Security Services	101,693	104,179	110,000	110,000	110,000
Fire Training School	0	5,522	20,000	43,900	46,100
Subtotals	143,865	161,569	174,000	207,900	198,100
RECREATION					
Tennis Courts	96,276	133,724	160,000	160,000	160,000
Recreation Programs	200,994	224,763	215,000	202,500	215,000
Vending Machines	10,084	14,240	10,000	12,000	10,000
Naples Landing Permits	1,400	1,500	1,600	1,800	1,800
Subtotals	308,754	374,227	386,600	376,300	386,800

**CITY OF NAPLES
GENERAL FUND
REVENUE DETAIL (CONT.)**

DEPARTMENT: GENERAL FUND

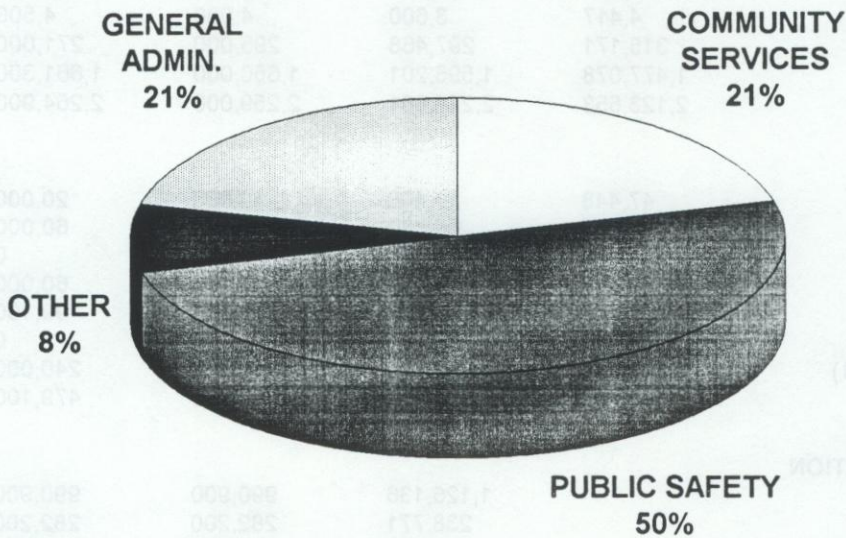
	<u>ACTUAL</u> <u>1991-92</u>	<u>ACTUAL</u> <u>1992-93</u>	<u>ESTIMATED</u> <u>1993-94</u>	<u>BUDGET</u> <u>1993-94</u>	<u>APPROVED</u> <u>BUDGET</u> <u>1994-95</u>
FINES & FORFEITURES					
City School Crossing Fines	\$25,967	\$20,534	\$18,000	\$25,000	\$20,000
City Fines	44,328	36,150	45,000	45,000	45,000
Police Training	17,763	14,729	15,000	17,000	15,000
County Court Fines	372,179	401,989	380,000	400,000	380,000
Subtotals	460,237	473,402	458,000	487,000	460,000
STATE SHARED REVENUE					
Cigarette Tax	326,887	322,612	310,000	328,100	310,000
State Firefighters Ed.	4,417	3,600	4,000	4,500	4,000
State Revenue Sharing	315,171	297,468	295,000	271,000	290,000
General Use Sales Tax	1,477,078	1,595,201	1,650,000	1,661,300	1,700,000
Subtotals	2,123,553	2,218,881	2,259,000	2,264,900	2,304,000
MISCELLANEOUS					
Parking	47,448	19,408	10,000	20,000	10,000
Interest Earned	66,976	46,352	60,000	60,000	60,000
Donations	0	49,675	0	0	0
Other Income	60,961	23,333	25,000	60,000	25,000
Airport Authority	89,652	96,255	99,100	99,100	102,075
F.E.M.A. Reimbursement	203,421	95,474	0	0	0
Beginning Cash Balance (1)	0	0	0	240,000	280,000
Subtotals	468,458	330,497	194,100	479,100	477,075
REIMBURSED ADMINISTRATION					
Water/Sewer Fund		1,126,136	990,900	990,900	1,191,000
Solid Waste Fund		238,771	282,200	282,200	298,900
Storm Water Fund		97,636	74,600	74,600	71,300
City Dock Fund		34,538	58,400	58,400	61,700
Naples Beach Fund		187,790	176,100	176,100	211,500
Capital Improvement Fund		217,647	86,600	86,600	129,400
Pension Funds		20,159	21,200	21,200	22,300
Self-Insurance Funds		69,481	72,600	72,600	81,000
Debt Service Fund		0	70,900	70,900	63,800
Equipment Service Fund		0	67,500	67,500	58,200
Streets Fund		0	96,100	96,100	107,100
Subtotals	1,180,841	1,992,158	1,997,100	1,997,100	2,296,200
GRAND TOTAL	\$13,221,090	\$13,688,330	\$14,102,800	\$14,367,200	\$14,707,225

(1) Beginning Cash Balance:
 \$230,000 Sabal Bay Litigation
 50,000 Handicap Accessibility

CITY OF NAPLES
GENERAL FUND
REVENUE DETAIL (CONT.)

DEPARTMENT: GENERAL FUND

**FISCAL YEAR 1995
GENERAL FUND
EXPENDITURES BY DEPARTMENT
\$14,707,225**



APPROVED BUDGET 1994-95	BUDGET 1993-94	ESTIMATED 1993-94	ACTUAL 1992-93	ACTUAL 1991-92
320,000	528,000	518,000	528,000	528,000
45,000	45,000	45,000	45,000	45,000
15,000	17,000	17,000	17,000	17,000
380,000	407,000	407,000	407,000	407,000
480,000	487,000	489,000	489,000	489,000
310,000	328,100	310,000	323,813	328,887
4,000	4,500	3,000	3,000	3,417
280,000	327,000	287,000	287,488	287,171
1,170,000	1,681,300	1,681,300	1,682,301	1,677,078
2,314,000	2,284,900	2,284,900	2,284,900	2,123,887
10,000	20,000	20,000	20,000	20,000
60,000	60,000	60,000	60,000	60,000
0	0	0	0	0
25,000	25,000	25,000	25,000	25,000
103,075	103,075	103,075	103,075	103,075
0	0	0	0	0
380,000	380,000	380,000	380,000	380,000
477,075	477,100	477,100	477,100	477,100
1,180,000	980,300	980,300	1,158,188	1,180,841
288,000	282,300	282,300	282,771	282,771
74,000	74,000	74,000	74,000	74,000
61,000	58,400	58,400	58,400	58,400
511,800	178,700	178,700	183,700	183,700
128,400	68,600	68,600	217,647	217,647
23,800	21,200	21,200	20,154	20,154
61,000	75,000	75,000	69,487	69,487
63,800	70,800	70,800	0	0
67,200	67,200	67,200	0	0
107,100	66,100	66,100	0	0
2,282,200	1,987,100	1,987,100	1,982,188	1,780,841
\$14,707,225	\$14,387,280	\$14,102,800	\$13,688,330	\$13,221,000

FINES & FORFEITURES

City School Crossing Fines

City Fines

Police Training

County Court Fines

Subtotal

STATE SHARED REVENUE

Cigarette Tax

State Fisheries Tax

State Revenue Sharing

General Use Sales Tax

Subtotal

MISCELLANEOUS

Parking

Interest Earned

Donations

Other Income

Airport Authority

F.E.M.A. Reimbursement

Beginning Cash Balance (1)

Subtotal

REIMBURSED ADMINISTRATION

Water/Waste Fund

Solid Waste Fund

Storm Water Fund

City Dock Fund

Water Supply Fund

Capital Improvement Fund

Ration Fund

Self-Insurance Fund

Debt Service Fund

Equipment Service Fund


Street Fund

Subtotal

GRAND TOTAL

(1) Beginning Cash Balance
\$288,000 Capital by Lijonson
80,000 Handicap Accessibility

**FISCAL YEAR 1995
GENERAL FUND
EXPENDITURES BY OBJECT CODE
\$14,707,225**



FISCAL YEAR 1994-95

BUDGET DETAIL

-- FUND SUMMARY BY OBJECT CODE --

FUND: 001 GENERAL FUND

OBJ DESCRIPTION	91-92 ACTUAL	92-93 ACTUAL	93-94 BUDGET	94-95 BASE	94-95 APPROVED
120 REGULAR SALARIES	7,991,850	8,099,414	8,391,551	8,387,874	8,397,554
130 OTHER SALARIES AND WAGES	344,074	347,998	207,331	131,194	131,194
132 STATE INCENTIVE PAY	350	0	4,200	86,940	86,940
140 OVERTIME	329,089	322,404	352,907	135,341	169,538
141 SPECIAL DUTY PAY	91,250	89,531	100,000	100,000	100,000
142 HOLIDAY PAY	0	0	0	103,213	103,213
250 EMPLOYER PAYROLL EXPENSES	1,598,802	1,624,415	1,703,914	1,841,871	1,840,664
290 GENERAL & MERIT INCREASE	0	0	270,608	321,712	321,793

* PERSONAL SERVICES	10,355,415	10,483,762	11,030,511	11,108,145	11,150,896
300 OPERATING EXPENSES	60,359	61,574	86,676	83,566	82,822
305 COUNTY LANDFILL	19,299	14,069	5,000	5,000	5,000
310 PROFESSIONAL SERVICES	165,634	194,948	457,175	420,667	384,667
340 OTHER CONTRACTUAL SERVICES	90,658	66,971	188,565	336,284	336,284
380 ELECTION FEES	26,549	29,690	85,000	0	0
385 REDEVELOPEMENT EXPENSE	0	0	14,999	0	0
390 AUTO MILEAGE	11,092	13,818	14,170	14,520	14,520
400 TRAVEL AND PER DIEM	21,298	25,238	47,192	49,843	49,843
410 COMMUNICATION SERVICE	74,541	77,835	89,211	92,317	92,317
420 TRANSPORTATION	346,405	386,644	401,085	403,889	403,889
425 POSTAGE & FREIGHT	45,405	48,468	51,400	54,000	54,000
430 UTILITY SERVICES	299,380	289,594	318,437	336,290	339,290
440 RENTALS AND LEASES	29,407	30,797	38,184	39,275	56,275
450 INSURANCE	16	32	25	45	45
451 UNEMPLOYMENT COMPENSATION	0	20,529	0	0	0
455 AWARDS	0	4,342	6,000	6,000	6,000
460 REPAIR & MAINTENANCE SERVICES	129,775	166,503	199,300	199,595	211,595
465 STORM REPAIR & MAINTENANCE	1,064	151,229	700	700	700
470 PRINTING & BINDING	43,307	48,830	55,751	52,740	48,240
471 LEGAL ADS	0	0	0	7,000	7,000
472 ADVERTISING (NON LEGAL)	0	0	0	0	4,500
473 COUNCIL PACKETS	0	0	0	7,000	7,000
480 SCHOOL & TRAINING	58,641	56,688	63,174	65,950	65,950
490 OTHER CURRENT CHARGES & OBLIG	198,434	47,993	50,460	55,900	55,900
491 ABATEMENTS- MATERIALS-SUPPLIES	-241,000	0	0	0	0
492 DATA PROCESSING EXPENSE	0	115,649	120,182	126,200	126,200
495 EMPLOYEE DEVELOPMENT	2,916	2,947	5,000	5,000	5,000
496 SPECIAL EVENTS	0	4,205	0	25,000	25,000
510 OFFICE SUPPLIES	32,718	35,028	46,281	45,030	45,030
512 OTHER OFFICE SUPPLIES	0	0	100	100	100

FISCAL YEAR 1994-95

BUDGET DETAIL

-- FUND SUMMARY BY OBJECT CODE --

FUND: 001 GENERAL FUND

CONTINUED

OBJ DESCRIPTION	91-92 ACTUAL	92-93 ACTUAL	93-94 BUDGET	94-95 BASE	94-95 APPROVED
519 RESALE EXPENSE	46,968	25,669	6,500	6,500	6,500
520 OPERATING SUPPLIES	291,449	277,695	333,639	317,816	317,816
521 RECREATION PROGRAM EXPENSE	111,092	130,265	115,000	113,153	113,153
540 BOOKS,PUBLICATIONS,SUBS & MEM	10,240	15,063	18,002	19,028	19,228
550 DUPLICATING CHARGES	33,773	27,158	35,190	27,116	27,116
560 SAFETY	661	940	850	550	550
570 HYDRANT MAINTENANCE	594	1,413	1,500	1,271	1,271

* OPERATING EXPENSES	1,910,675	2,371,824	2,854,748	2,917,345	2,912,801

620 BUILDINGS	3,783	1,887	42,785	0	0
630 IMPROVEMENTS OTHER THAN BLDGS	16	1,873	51,500	50,000	50,000
640 MACHINERY AND EQUIPMENT	52,800	29,656	30,206	21,645	21,645
670 VEHICLES	0	7,390	0	0	0
898 CONTINGENCY	0	0	34,754	100,000	149,543
910 TRANSFERS OUT	234,844	407,200	435,605	407,490	422,340
915 RESIDUAL EQUITY TRANSFER	191,210	0	0	0	0

* NON-OPERATING EXPENSES	482,653	448,006	594,850	579,135	643,528

* TOTAL EXPENSES	12,748,743	13,303,592	14,480,109	14,604,625	14,707,225

MAYOR & CITY COUNCIL

1994	1995	1995	1995	1995	DESCRIPTION
APPROVED	BASE	BUDGET	ACTUAL	ACTUAL	
4,300	0	0	0	0	910 DEPTAL EXPENSE
318,312	318,312	318,312	318,312	318,312	920 OPERATING SUPPLIES
123,123	123,123	123,123	123,123	123,123	921 EDUCATION PROGRAMS
19,338	19,338	19,338	19,338	19,338	940 BOOKS, PUBLICATIONS, ETC.
52,118	52,118	52,118	52,118	52,118	920 OPERATING CHARGES
330	330	330	330	330	960 SALARY
1,321	1,321	1,321	1,321	1,321	970 MAINTENANCE
5,915,881	5,915,881	5,915,881	5,915,881	5,915,881	9 OPERATING EXPENSES
0	0	0	0	0	620 BUILDINGS
20,000	20,000	20,000	20,000	20,000	620 IMPROVEMENTS OTHER THAN R.O.S.
2,443	2,443	2,443	2,443	2,443	630 FURNITURE AND EQUIPMENT
0	0	0	0	0	640 VEHICLES
142,000	142,000	142,000	142,000	142,000	650 UTILITIES
452,348	452,348	452,348	452,348	452,348	610 TRAVELING COST
0	0	0	0	0	612 RESIDENTAL EQUITY TRANSFER
612,380	612,380	612,380	612,380	612,380	* NON-OPERATING EXPENSES
15,749,743	15,749,743	15,749,743	15,749,743	15,749,743	* TOTAL EXPENSES

CITIZENS OF THE CITY OF NAPLES

MAYOR & CITY COUNCIL

SECRETARY

AUTHORIZED PERSONNEL:

	1994 BUDGET	1995 BASE BUDGET	1995 DEPT REQUEST	1995 APPVD BDGT
ELECTED OFFICIALS	7	7	7	7
SECRETARY	1	1	1	1

FISCAL YEAR 1994-95

BUDGET DETAIL

FUND : 001 GENERAL FUND
 DEPARTMENT : 01 MAYOR AND CITY COUNCIL
 DIVISION : 01 MAYOR AND CITY COUNCIL
 FUNCTION : 511

OBJ DESCRIPTION	91-92 ACTUAL	92-93 ACTUAL	93-94 BUDGET	94-95 BASE	94-95 APPROVED
120 REGULAR SALARIES	0	37,365	125,929	125,929	125,929
130 OTHER SALARIES AND WAGES	91,000	90,000	0	0	0
250 EMPLOYER PAYROLL EXPENSES	19,826	26,181	30,755	28,435	28,435
290 GENERAL & MERIT INCREASE	0	0	1,498	1,459	1,459

* PERSONAL SERVICES	110,826	153,546	158,182	155,823	155,823
390 AUTO MILEAGE	0	313	500	500	500
400 TRAVEL AND PER DIEM	1,930	620	5,000	5,000	5,000
410 COMMUNICATION SERVICE	1,348	1,418	1,800	1,800	1,800
460 REPAIR & MAINTENANCE SERVICES	41	0	200	200	200
470 PRINTING & BINDING	696	399	1,000	1,000	1,000
490 OTHER CURRENT CHARGES & OBLIG	719	3,871	7,400	7,400	7,400
510 OFFICE SUPPLIES	770	244	1,200	1,200	1,200
540 BOOKS,PUBLICATIONS,SUBS & MEM	189	1,653	1,150	1,150	1,150
550 DUPLICATING CHARGES	564	373	500	500	500

* OPERATING EXPENSES	6,257	8,891	18,750	18,750	18,750

* TOTAL EXPENSES	117,083	162,437	176,932	174,573	174,573

FISCAL YEAR 1994-95


BUDGET DETAIL

FUND : 001 GENERAL FUND
 DEPARTMENT : 01 MAYOR AND CITY COUNCIL
 FUNCTION : 511

				1994-95 APPROVED	
		#	JOB TITLE	BUDGET	
01 MAYOR AND CITY COUNCIL					
		1	MAYOR	18,000	
		6	COUNCIL MEMBERS	72,000	
		1	SECRETARY TO MAYOR	35,929	
		8	TOTAL AUTHORIZED POSITIONS	125,929	
			REGULAR SALARIES	125,929	
			EMPLOYER PAYROLL EXPENSES	28,435	
			GENERAL & MERIT INCREASE	1,459	

				155,823	
* OPERATING EXPENSES					
* TOTAL EXPENSES					

CITY ATTORNEY



AUTHORIZED PERSONNEL:

	1994 BUDGET	1995 BASE BUDGET	1995 DEPT REQUEST	1995 APPROVED BUDGET
CITY ATTORNEY	1	1	1	1
LEGAL ASSISTANT	1	1	1	1
LEGAL SECRETARY	1	1	1	1

FISCAL YEAR 1994-95

BUDGET DETAIL

FUND : 001 GENERAL FUND
 DEPARTMENT : 02 CITY ATTORNEY
 DIVISION : 02 CITY ATTORNEY
 FUNCTION : 514

OBJ DESCRIPTION	91-92 ACTUAL	92-93 ACTUAL	93-94 BUDGET	94-95 BASE	94-95 APPROVED
120 REGULAR SALARIES	106,459	141,083	141,604	146,966	146,966
130 OTHER SALARIES AND WAGES	0	1,000	0	0	0
250 EMPLOYER PAYROLL EXPENSES	19,416	24,963	25,016	26,536	26,536
290 GENERAL & MERIT INCREASE	0	0	4,915	5,932	5,932

* PERSONAL SERVICES	125,875	167,046	171,535	179,434	179,434
300 OPERATING EXPENSES	2,820	2,014	2,000	2,000	2,000
310 PROFESSIONAL SERVICES	22,842	17,802	7,500	7,500	7,500
340 OTHER CONTRACTUAL SERVICES	29,430	239	41,006	44,855	44,855
385 REDEVELOPEMENT EXPENSE	0	0	14,999	0	0
390 AUTO MILEAGE	2,450	4,200	3,150	4,200	4,200
400 TRAVEL AND PER DIEM	2,216	3,441	5,000	5,000	5,000
410 COMMUNICATION SERVICE	1,482	1,808	1,700	1,700	1,700
460 REPAIR & MAINTENANCE SERVICES	279	273	500	500	500
480 SCHOOL & TRAINING	886	50	1,000	1,000	1,000
490 OTHER CURRENT CHARGES & OBLIG	420	1,218	2,500	2,500	2,500
510 OFFICE SUPPLIES	1,094	734	900	1,000	1,000
520 OPERATING SUPPLIES	3,778	4,450	5,000	5,000	5,000
540 BOOKS,PUBLICATIONS,SUBS & MEM	1,666	1,372	1,500	1,500	1,500
550 DUPLICATING CHARGES	1,366	906	1,000	1,000	1,000

* OPERATING EXPENSES	70,729	38,507	87,755	77,755	77,755
640 MACHINERY AND EQUIPMENT	0	753	0	0	0

* NON-OPERATING EXPENSES	0	753	0	0	0

* TOTAL EXPENSES	196,604	206,306	259,290	257,189	257,189

AUTHORIZED PERSONNEL

1992 APPROVED BUDGET	1992 DEPT REQUEST	1992 BASE BUDGET	1992 BUDGET	1992 CITY ATTORNEY	1992 LEGAL ASSISTANT	1992 LEGAL SECRETARY
1	1	1	1	1	1	1
1	1	1	1	1	1	1
1	1	1	1	1	1	1

FISCAL YEAR 1994-95

BUDGET DETAIL

FUND : 001 GENERAL FUND
 DEPARTMENT : 02 CITY ATTORNEY
 FUNCTION : 514

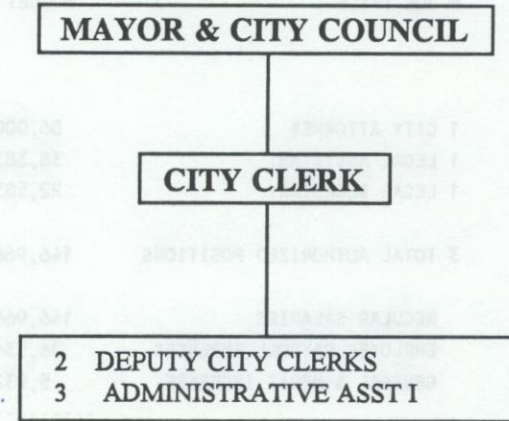
# JOB TITLE	1994-95 APPROVED BUDGET
02 CITY ATTORNEY	
1 CITY ATTORNEY	86,000
1 LEGAL ASSISTANT	38,383
1 LEGAL SECRETARY	22,583
3 TOTAL AUTHORIZED POSITIONS	146,966
REGULAR SALARIES	146,966
EMPLOYER PAYROLL EXPENSES	26,536
GENERAL & MERIT INCREASE	5,932

	179,434

CITY CLERK

DEPARTMENT : DE CITY ATTORNEY
FUNCTION : STA

APPROVED BY



DE CITY ATTORNEY

000,00
282,28
282,28

DEPUTY CITY ATTORNEY
1
1

649,547

3 TOTAL POSITIONAL

148,900

REGULAR SALARY

148,900

148,900

148,900

148,900

AUTHORIZED PERSONNEL:

	1994 BUDGET	1995 BASE BUDGET	1995 DEPT REQUEST	1995 APPROVED BUDGET
CITY CLERK	6	6	6	6

FISCAL YEAR 1994-95

BUDGET DETAIL

FUND : 001 GENERAL FUND
 DEPARTMENT : 03 CITY CLERK
 DIVISION : 03 CITY CLERK
 FUNCTION : 510

OBJ DESCRIPTION	91-92 ACTUAL	92-93 ACTUAL	93-94 BUDGET	94-95 BASE	94-95 APPROVED
120 REGULAR SALARIES	112,627	153,464	159,454	166,747	166,747
130 OTHER SALARIES AND WAGES	0	1,151	0	0	0
140 OVERTIME	2,735	1,416	7,000	2,500	2,500
250 EMPLOYER PAYROLL EXPENSES	26,092	33,318	38,332	38,135	38,135
290 GENERAL & MERIT INCREASE	0	0	6,896	6,798	6,798

* PERSONAL SERVICES	141,454	189,349	211,682	214,180	214,180
300 OPERATING EXPENSES	2,848	2	1,835	1,500	1,500
310 PROFESSIONAL SERVICES	8,281	18,121	21,693	10,000	10,000
400 TRAVEL AND PER DIEM	1,104	772	1,550	1,500	1,500
410 COMMUNICATION SERVICE	1,955	2,078	2,000	2,000	2,000
460 REPAIR & MAINTENANCE SERVICES	4,794	5,047	6,100	6,100	6,100
470 PRINTING & BINDING	11,747	11,763	7,000	0	0
471 LEGAL ADS	0	0	0	7,000	7,000
473 COUNCIL PACKETS	0	0	0	7,000	7,000
480 SCHOOL & TRAINING	1,052	1,510	1,600	4,000	4,000
490 OTHER CURRENT CHARGES & OBLIG	87	954	1,500	1,000	1,000
510 OFFICE SUPPLIES	2,494	3,100	3,500	4,000	4,000
520 OPERATING SUPPLIES	1,741	2,318	2,500	2,500	2,500
540 BOOKS,PUBLICATIONS,SUBS & MEM	326	444	500	500	500
550 DUPLICATING CHARGES	3,004	3,933	11,750	3,000	3,000

* OPERATING EXPENSES	39,433	50,042	61,528	50,100	50,100
640 MACHINERY AND EQUIPMENT	1,310	2,075	5,200	0	0

* NON-OPERATING EXPENSES	1,310	2,075	5,200	0	0

* TOTAL EXPENSES	182,197	241,466	278,410	264,280	264,280

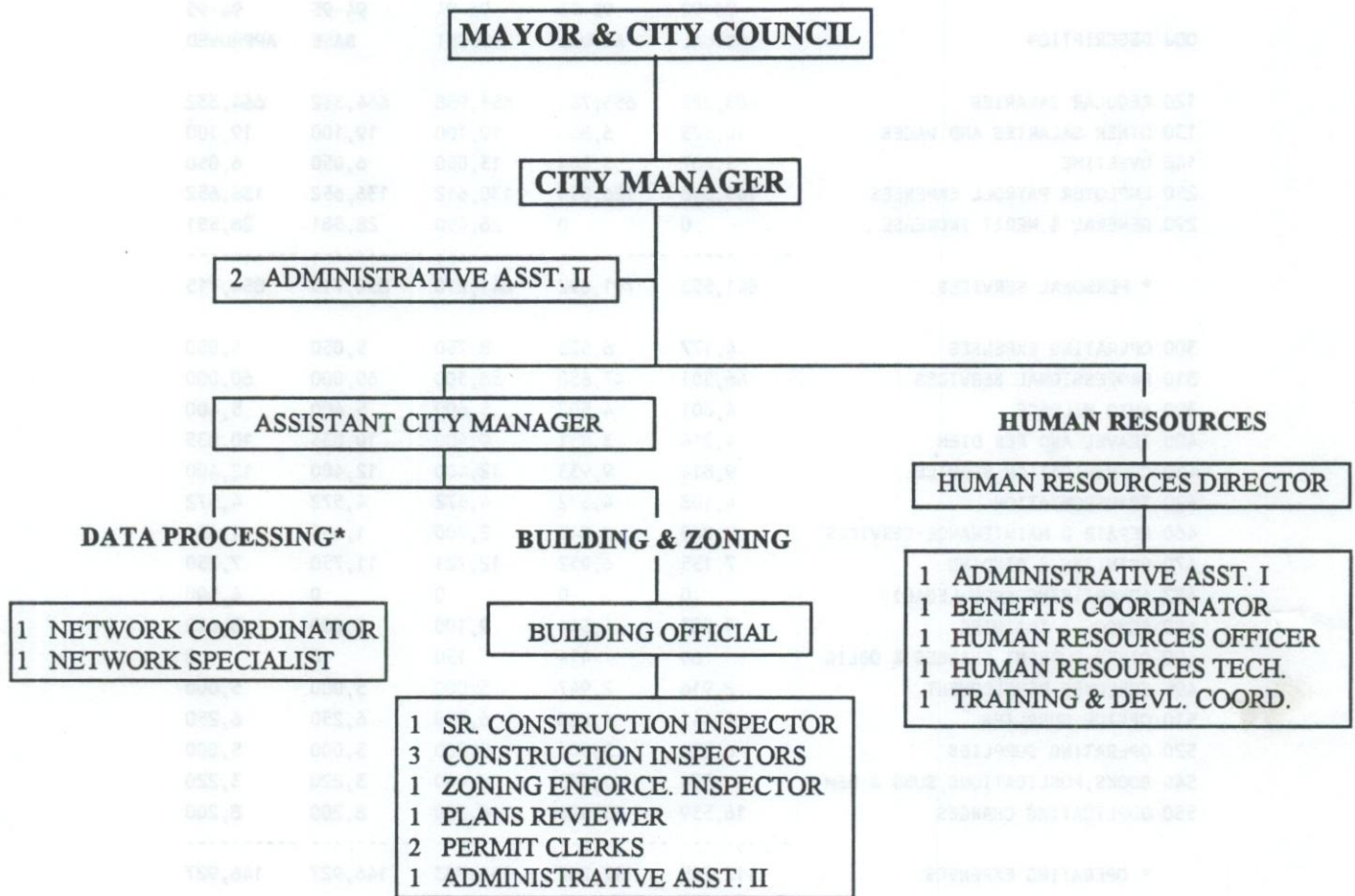
FISCAL YEAR 1994-95

BUDGET DETAIL

FUND : 001 GENERAL FUND
 DEPARTMENT : 03 CITY CLERK
 FUNCTION : 510

1994-95 APPROVED	1993-94 BASE	1992-93 ACTUAL	1991-92 ACTUAL	1990-91 ACTUAL	1994-95 APPROVED BUDGET	DESCRIPTION
03 CITY CLERK	166,747	152,484	122,424	115,857		
0	0	0	0	0		
002,5	002,5	0	0	0	48,030	1 CITY CLERK
38,135	38,135	0	0	0	63,610	2 DEPUTY CITY CLERK
55,107	55,107	0	0	0	55,107	3 ADMINISTRATIVE ASSISTANT I
081,315	081,315	0	0	0	166,747	6 TOTAL AUTHORIZED POSITIONS
002,1	002,1	0	0	0	166,747	REGULAR SALARIES
000,0	000,0	0	0	0	2,500	OVERTIME
000,1	000,1	0	0	0	38,135	EMPLOYER PAYROLL EXPENSES
000,5	000,5	0	0	0	6,798	GENERAL & MERIT INCREASE
0	0	0	0	0	214,180	
000,7	000,7	0	0	0		
000,7	000,7	0	0	0		
000,4	000,4	0	0	0		
000,1	000,1	0	0	0		
000,1	000,1	0	0	0		
000,1	000,1	0	0	0		
000,5	000,5	0	0	0		
000	000	0	0	0		
000,3	000,3	0	0	0		
000,02	000,02	0	0	0		
0	0	0	0	0		
0	0	0	0	0		
000,285	000,285	018,410	247,466	125,197		

CITY MANAGER



AUTHORIZED PERSONNEL:

	1994 BUDGET	1995 BASE BUDGET	1995 DEPT REQUEST	1995 APPROVED BUDGET
ADMINISTRATION	4	4	4	4
BUILDING & ZONING	10	10	10	10
DATA PROCESSING	2	2	2	2
HUMAN RESOURCES	6	6	6	6

* INTERNAL SERVICE FUND

FISCAL YEAR 1994-95

BUDGET DETAIL

FUND : 001 GENERAL FUND
 DEPARTMENT : 04 CITY MANAGER
 DIVISION : DEPARTMENT SUMMARY
 FUNCTION : 512

OBJ DESCRIPTION	91-92 ACTUAL	92-93 ACTUAL	93-94 BUDGET	94-95 BASE	94-95 APPROVED
120 REGULAR SALARIES	685,225	653,784	651,958	664,332	664,332
130 OTHER SALARIES AND WAGES	10,575	6,806	19,100	19,100	19,100
140 OVERTIME	5,407	5,264	13,050	6,050	6,050
250 EMPLOYER PAYROLL EXPENSES	140,346	126,038	130,612	136,652	136,652
290 GENERAL & MERIT INCREASE	0	0	26,490	28,581	28,581

* PERSONAL SERVICES	841,553	791,892	841,210	854,715	854,715
300 OPERATING EXPENSES	4,177	6,523	8,750	5,050	5,050
310 PROFESSIONAL SERVICES	46,501	47,650	58,500	60,000	60,000
390 AUTO MILEAGE	4,601	4,502	5,600	5,400	5,400
400 TRAVEL AND PER DIEM	4,214	3,851	9,400	10,035	10,035
410 COMMUNICATION SERVICE	9,814	9,933	12,400	12,400	12,400
420 TRANSPORTATION	4,108	4,572	4,572	4,572	4,572
460 REPAIR & MAINTENANCE SERVICES	2,268	2,845	2,700	1,450	1,450
470 PRINTING & BINDING	7,155	6,052	12,721	11,750	7,250
472 ADVERTISING (NON LEGAL)	0	0	0	0	4,500
480 SCHOOL & TRAINING	3,283	4,544	9,100	8,600	8,600
490 OTHER CURRENT CHARGES & OBLIG	60	414	150	0	0
495 EMPLOYEE DEVELOPMENT	2,916	2,947	5,000	5,000	5,000
510 OFFICE SUPPLIES	4,441	4,838	6,250	6,250	6,250
520 OPERATING SUPPLIES	6,234	3,501	5,000	5,000	5,000
540 BOOKS,PUBLICATIONS,SUBS & MEM	974	1,575	2,440	3,220	3,220
550 DUPLICATING CHARGES	16,539	13,490	8,200	8,200	8,200

* OPERATING EXPENSES	117,285	117,237	150,783	146,927	146,927
640 MACHINERY AND EQUIPMENT	3,301	874	0	0	0

* NON-OPERATING EXPENSES	3,301	874	0	0	0

* TOTAL EXPENSES	962,139	910,003	991,993	1,001,642	1,001,642

FISCAL YEAR 1994-95

BUDGET DETAIL

FUND : 001 GENERAL FUND
 DEPARTMENT : 04 CITY MANAGER
 FUNCTION : 512

	#	JOB TITLE	1994-95 APPROVED BUDGET
04 CITY MANAGER - ADMIN			
	1	CITY MANAGER	87,000
	1	ASST CITY MANAGER	60,500
	2	ADMINISTRATIVE ASSISTANT II	41,601
05 BUILDING AND ZONING			
	1	BUILDING OFFICIAL	48,000
	1	SR CONSTRUCTION INSPECTOR	35,189
	1	CONST. INSPECTOR BLDG	23,868
	1	CONST. INSPECTOR ELECT	33,814
	1	CONST. INSPECTOR PLBG	32,926
	1	ZONING ENFORCEMENT INSPECTOR	30,555
	1	PLANS REVIEWER	23,169
	2	PERMIT CLERK	39,679
	1	ADMINISTRATIVE ASSISTANT II	22,718
20 HUMAN RESOURCES			
	1	HUMAN RESOURCES DIRECTOR	50,818
	1	TRAINING & DEVELOPMENT COORD.	29,944
	1	HUMAN RESOURCES OFFICER	30,842
	1	HUMAN RESOURCES TECHNICIAN	27,184
	1	BENEFITS COORDINATOR	23,005
	1	ADMINISTRATIVE ASSISTANT	23,520
	20	TOTAL AUTHORIZED POSITIONS	664,332
		REGULAR SALARIES	664,332
		OTHER SALARIES AND WAGES	19,100
		OVERTIME	6,050
		EMPLOYER PAYROLL EXPENSES	136,652
		GENERAL & MERIT INCREASE	28,581

			854,715

FISCAL YEAR 1994-95

BUDGET DETAIL

FUND : 001 GENERAL FUND
 DEPARTMENT : 04 CITY MANAGER
 DIVISION : 04 CITY MANAGER - ADMIN
 FUNCTION : 512

OBJ DESCRIPTION	91-92 ACTUAL	92-93 ACTUAL	93-94 BUDGET	94-95 BASE	94-95 APPROVED
120 REGULAR SALARIES	258,381	193,000	177,744	189,101	189,101
130 OTHER SALARIES AND WAGES	4,476	3,499	5,100	5,100	5,100
140 OVERTIME	51	173	300	300	300
250 EMPLOYER PAYROLL EXPENSES	46,306	33,045	31,608	34,009	34,009
290 GENERAL & MERIT INCREASE	0	0	6,335	7,466	7,466

* PERSONAL SERVICES	309,214	229,717	221,087	235,976	235,976
300 OPERATING EXPENSES	1,631	4,018	5,000	3,000	3,000
390 AUTO MILEAGE	4,263	4,200	4,700	4,700	4,700
400 TRAVEL AND PER DIEM	622	141	2,000	2,000	2,000
410 COMMUNICATION SERVICE	3,131	2,814	2,800	2,800	2,800
460 REPAIR & MAINTENANCE SERVICES	127	297	400	400	400
470 PRINTING & BINDING	0	499	1,721	750	750
480 SCHOOL & TRAINING	609	946	3,000	3,000	3,000
510 OFFICE SUPPLIES	1,685	2,594	2,250	2,250	2,250
540 BOOKS,PUBLICATIONS,SUBS & MEM	34	122	500	500	500
550 DUPLICATING CHARGES	9,683	7,538	2,000	2,000	2,000

* OPERATING EXPENSES	21,785	23,169	24,371	21,400	21,400
640 MACHINERY AND EQUIPMENT	772	874	0	0	0

* NON-OPERATING EXPENSES	772	874	0	0	0

* TOTAL EXPENSES	331,771	253,760	245,458	257,376	257,376

FISCAL YEAR 1994-95

BUDGET DETAIL

FUND : 001 GENERAL FUND
 DEPARTMENT : 04 CITY MANAGER
 DIVISION : 05 BUILDING AND ZONING
 FUNCTION : 524

OBJ DESCRIPTION	91-92 ACTUAL	92-93 ACTUAL	93-94 BUDGET	94-95 BASE	94-95 APPROVED
120 REGULAR SALARIES	264,563	274,843	287,167	289,918	289,918
130 OTHER SALARIES AND WAGES	2,858	2,095	8,000	8,000	8,000
140 OVERTIME	5,079	4,856	12,250	5,250	5,250
250 EMPLOYER PAYROLL EXPENSES	58,622	55,000	59,843	64,132	64,132
290 GENERAL & MERIT INCREASE	0	0	12,285	13,498	13,498

* PERSONAL SERVICES	331,122	336,794	379,545	380,798	380,798
300 OPERATING EXPENSES	460	784	1,250	1,250	1,250
400 TRAVEL AND PER DIEM	2,049	1,676	5,000	5,000	5,000
410 COMMUNICATION SERVICE	3,646	4,514	4,600	4,600	4,600
420 TRANSPORTATION	4,108	4,572	4,572	4,572	4,572
460 REPAIR & MAINTENANCE SERVICES	1,985	2,431	2,000	750	750
470 PRINTING & BINDING	1,092	2,812	3,000	3,000	3,000
480 SCHOOL & TRAINING	2,183	2,718	2,850	2,850	2,850
490 OTHER CURRENT CHARGES & OBLIG	60	0	150	0	0
510 OFFICE SUPPLIES	1,335	976	1,500	1,500	1,500
520 OPERATING SUPPLIES	4,343	3,028	4,000	4,000	4,000
540 BOOKS,PUBLICATIONS,SUBS & MEM	222	711	980	1,500	1,500
550 DUPLICATING CHARGES	2,275	993	1,200	1,200	1,200

* OPERATING EXPENSES	23,758	25,215	31,102	30,222	30,222
640 MACHINERY AND EQUIPMENT	695	0	0	0	0

* NON-OPERATING EXPENSES	695	0	0	0	0

* TOTAL EXPENSES	355,575	362,009	410,647	411,020	411,020

FISCAL YEAR 1994-95

BUDGET DETAIL

FUND : 001 GENERAL FUND
 DEPARTMENT : 04 CITY MANAGER
 DIVISION : 20 HUMAN RESOURCES
 FUNCTION : 551

OBJ DESCRIPTION	91-92 ACTUAL	92-93 ACTUAL	93-94 BUDGET	94-95 BASE	94-95 APPROVED
120 REGULAR SALARIES	162,281	185,941	187,047	185,313	185,313
130 OTHER SALARIES AND WAGES	3,241	1,212	6,000	6,000	6,000
140 OVERTIME	277	235	500	500	500
250 EMPLOYER PAYROLL EXPENSES	35,418	37,993	39,161	38,511	38,511
290 GENERAL & MERIT INCREASE	0	0	7,870	7,617	7,617

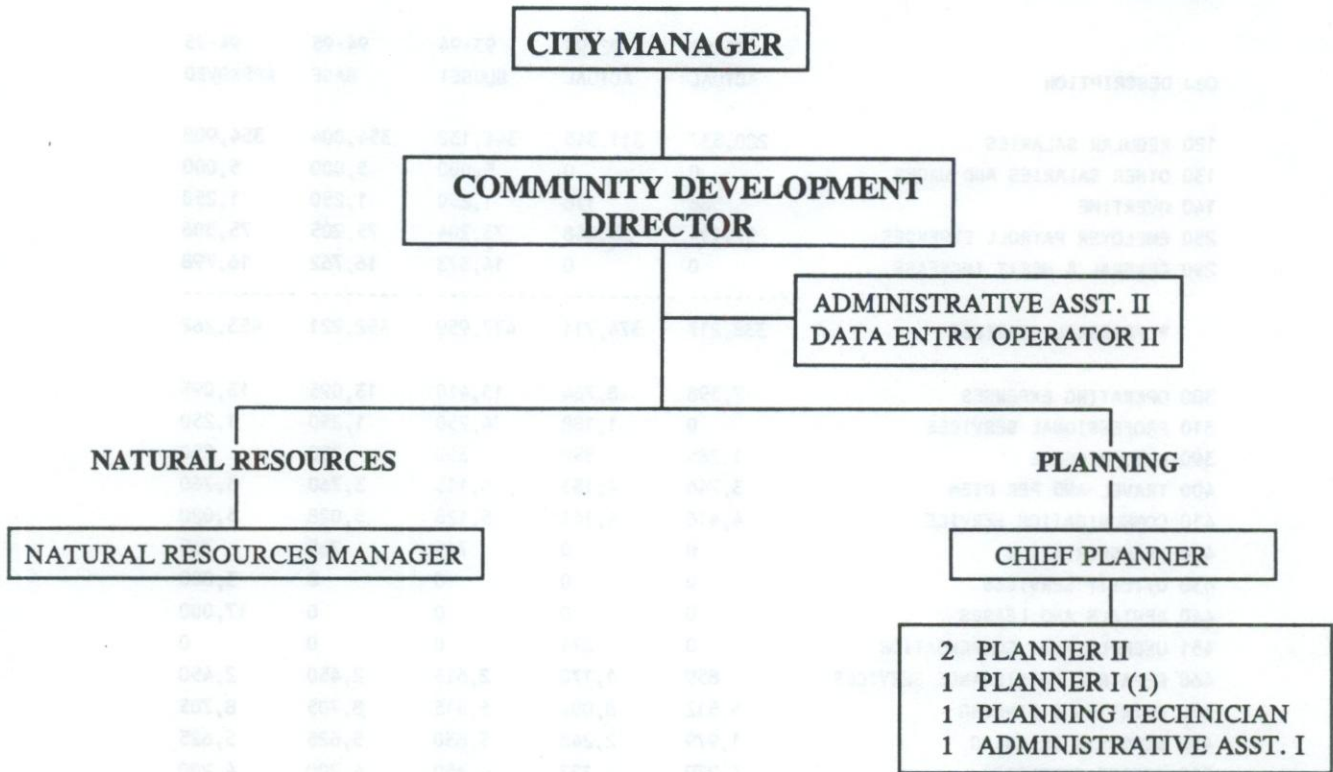
* PERSONAL SERVICES	201,217	225,381	240,578	237,941	237,941
300 OPERATING EXPENSES	2,086	1,721	2,500	800	800
310 PROFESSIONAL SERVICES	46,501	47,650	58,500	60,000	60,000
390 AUTO MILEAGE	338	302	900	700	700
400 TRAVEL AND PER DIEM	1,543	2,034	2,400	3,035	3,035
410 COMMUNICATION SERVICE	3,037	2,605	5,000	5,000	5,000
460 REPAIR & MAINTENANCE SERVICES	156	117	300	300	300
470 PRINTING & BINDING	6,063	2,741	8,000	8,000	3,500
472 ADVERTISING (NON LEGAL)	0	0	0	0	4,500
480 SCHOOL & TRAINING	491	880	3,250	2,750	2,750
490 OTHER CURRENT CHARGES & OBLIG	0	414	0	0	0
495 EMPLOYEE DEVELOPMENT	2,916	2,947	5,000	5,000	5,000
510 OFFICE SUPPLIES	1,421	1,268	2,500	2,500	2,500
520 OPERATING SUPPLIES	1,891	473	1,000	1,000	1,000
540 BOOKS,PUBLICATIONS,SUBS & MEM	718	742	960	1,220	1,220
550 DUPLICATING CHARGES	4,581	4,959	5,000	5,000	5,000

* OPERATING EXPENSES	71,742	68,853	95,310	95,305	95,305
640 MACHINERY AND EQUIPMENT	1,834	0	0	0	0

* NON-OPERATING EXPENSES	1,834	0	0	0	0

* TOTAL EXPENSES	274,793	294,234	335,888	333,246	333,246

COMMUNITY DEVELOPMENT



AUTHORIZED PERSONNEL:

	1994 BUDGET	1995 BASE BUDGET	1995 DEPT REQUEST	1995 APPROVED BUDGET
ADMINISTRATION	3	3	3	3
NATURAL RESOURCES	1	1	1	1
PLANNING	6	6	6	6

(1) Two year contract position, Fiscal years 1994 & 1995.

FISCAL YEAR 1994-95

BUDGET DETAIL

FUND : 001 GENERAL FUND
 DEPARTMENT : 05 COMMUNITY DEVELOPMENT
 DIVISION : DEPARTMENT SUMMARY
 FUNCTION : 515

OBJ DESCRIPTION	91-92 ACTUAL	92-93 ACTUAL	93-94 BUDGET	94-95 BASE	94-95 APPROVED
120 REGULAR SALARIES	280,537	311,345	344,132	354,004	354,908
130 OTHER SALARIES AND WAGES	0	0	5,000	5,000	5,000
140 OVERTIME	566	118	1,250	1,250	1,250
250 EMPLOYER PAYROLL EXPENSES	57,114	63,248	73,204	75,205	75,306
290 GENERAL & MERIT INCREASE	0	0	14,373	16,762	16,798
* PERSONAL SERVICES	338,217	374,711	437,959	452,221	453,262
300 OPERATING EXPENSES	7,598	8,764	13,410	13,095	13,095
310 PROFESSIONAL SERVICES	0	1,188	4,250	1,250	1,250
390 AUTO MILEAGE	1,285	559	350	250	250
400 TRAVEL AND PER DIEM	3,746	4,133	4,115	3,760	3,760
410 COMMUNICATION SERVICE	4,416	4,141	5,128	5,028	5,028
420 TRANSPORTATION	0	0	765	765	765
430 UTILITY SERVICES	0	0	0	0	3,000
440 RENTALS AND LEASES	0	0	0	0	17,000
451 UNEMPLOYMENT COMPENSATION	0	674	0	0	0
460 REPAIR & MAINTENANCE SERVICES	859	1,170	2,615	2,450	2,450
470 PRINTING & BINDING	5,512	8,004	6,615	8,705	8,705
480 SCHOOL & TRAINING	1,979	2,248	5,830	5,625	5,625
510 OFFICE SUPPLIES	3,279	4,122	4,350	4,200	4,200
512 OTHER OFFICE SUPPLIES	0	0	100	100	100
520 OPERATING SUPPLIES	764	15	0	0	0
540 BOOKS,PUBLICATIONS,SUBS & MEM	2,099	2,976	4,150	4,803	4,803
550 DUPLICATING CHARGES	5,004	4,116	6,610	6,610	6,610
* OPERATING EXPENSES	36,541	42,110	58,288	56,641	76,641
640 MACHINERY AND EQUIPMENT	1,397	0	0	0	0
* NON-OPERATING EXPENSES	1,397	0	0	0	0
* TOTAL EXPENSES	376,155	416,821	496,247	508,862	529,903

FISCAL YEAR 1994-95

BUDGET DETAIL

FUND : 001 GENERAL FUND
 DEPARTMENT : 05 COMMUNITY DEVELOPMENT
 FUNCTION : 515

	#	JOB TITLE	1994-95 APPROVED BUDGET
06 PLANNING			
	1	CHIEF PLANNER	57,403
	2	PLANNER II	58,274
	1	PLANNER I	29,083
	1	PLANNING TECHNICIAN	24,880
	1	ADMINISTRATIVE ASSISTANT I	23,053
16 ADMINISTRATION			
	1	CD DIRECTOR	63,667
	1	ADMINISTRATIVE ASSISTANT II	24,036
	1	RECORDS CLERK	18,974
51 NATURAL RESOURCES			
	1	NATURAL RESOURCES MANAGER	55,538
	10	TOTAL AUTHORIZED POSITIONS	354,908
		REGULAR SALARIES	354,908
		OTHER SALARIES AND WAGES	5,000
		OVERTIME	1,250
		EMPLOYER PAYROLL EXPENSES	75,306
		GENERAL & MERIT INCREASE	16,798

			453,262

FISCAL YEAR 1994-95

BUDGET DETAIL

FUND : 001 GENERAL FUND
 DEPARTMENT : 05 COMMUNITY DEVELOPMENT
 DIVISION : 16 ADMINISTRATION
 FUNCTION : 556

OBJ DESCRIPTION	91-92 ACTUAL	92-93 ACTUAL	93-94 BUDGET	94-95 BASE	94-95 APPROVED
120 REGULAR SALARIES	0	104,232	104,142	105,773	106,677
140 OVERTIME	0	0	500	500	500
250 EMPLOYER PAYROLL EXPENSES	0	21,520	22,317	23,340	23,441
290 GENERAL & MERIT INCREASE	0	0	4,288	4,853	4,889

* PERSONAL SERVICES	0	125,752	131,247	134,466	135,507
300 OPERATING EXPENSES	0	875	2,600	2,600	2,600
390 AUTO MILEAGE	0	0	50	50	50
400 TRAVEL AND PER DIEM	0	1,199	1,255	1,000	1,000
410 COMMUNICATION SERVICE	0	838	1,000	900	900
460 REPAIR & MAINTENANCE SERVICES	0	98	1,000	1,200	1,200
480 SCHOOL & TRAINING	0	1,130	770	1,125	1,125
510 OFFICE SUPPLIES	0	2,074	700	700	700
540 BOOKS,PUBLICATIONS,SUBS & MEM	0	541	750	750	750
550 DUPLICATING CHARGES	0	364	1,000	1,000	1,000

* OPERATING EXPENSES	0	7,119	9,125	9,325	9,325

* TOTAL EXPENSES	0	132,871	140,372	143,791	144,832

FISCAL YEAR 1994-95

BUDGET DETAIL

FUND : 001 GENERAL FUND
 DEPARTMENT : 05 COMMUNITY DEVELOPMENT
 DIVISION : 06 PLANNING
 FUNCTION : 515

OBJ DESCRIPTION	91-92 ACTUAL	92-93 ACTUAL	93-94 BUDGET	94-95 BASE	94-95 APPROVED
120 REGULAR SALARIES	230,038	153,446	186,604	192,693	192,693
130 OTHER SALARIES AND WAGES	0	0	5,000	5,000	5,000
140 OVERTIME	566	118	750	750	750
250 EMPLOYER PAYROLL EXPENSES	46,466	30,538	38,996	38,874	38,874
290 GENERAL & MERIT INCREASE	0	0	7,780	9,551	9,551

* PERSONAL SERVICES	277,070	184,102	239,130	246,868	246,868
300 OPERATING EXPENSES	1,930	1,058	3,315	3,000	3,000
310 PROFESSIONAL SERVICES	0	1,188	1,250	1,250	1,250
390 AUTO MILEAGE	685	217	300	200	200
400 TRAVEL AND PER DIEM	2,218	985	1,650	1,550	1,550
410 COMMUNICATION SERVICE	4,081	2,946	3,464	3,464	3,464
430 UTILITY SERVICES	0	0	0	0	3,000
440 RENTALS AND LEASES	0	0	0	0	17,000
451 UNEMPLOYMENT COMPENSATION	0	674	0	0	0
460 REPAIR & MAINTENANCE SERVICES	859	974	1,365	1,000	1,000
470 PRINTING & BINDING	5,512	7,989	6,515	8,605	8,605
480 SCHOOL & TRAINING	1,979	569	3,960	3,400	3,400
510 OFFICE SUPPLIES	2,804	1,725	3,150	3,000	3,000
520 OPERATING SUPPLIES	764	15	0	0	0
540 BOOKS,PUBLICATIONS,SUBS & MEM	1,850	1,826	2,500	2,000	2,000
550 DUPLICATING CHARGES	4,873	3,752	5,460	5,460	5,460

* OPERATING EXPENSES	27,555	23,918	32,929	32,929	52,929
640 MACHINERY AND EQUIPMENT	789	0	0	0	0

* NON-OPERATING EXPENSES	789	0	0	0	0

* TOTAL EXPENSES	305,414	208,020	272,059	279,797	299,797

FISCAL YEAR 1994-95

BUDGET DETAIL

FUND : 001 GENERAL FUND
 DEPARTMENT : 05 COMMUNITY DEVELOPMENT
 DIVISION : 51 NATURAL RESOURCES
 FUNCTION : 537

OBJ DESCRIPTION	91-92 ACTUAL	92-93 ACTUAL	93-94 BUDGET	94-95 BASE	94-95 APPROVED
120 REGULAR SALARIES	50,499	53,667	53,386	55,538	55,538
250 EMPLOYER PAYROLL EXPENSES	10,648	11,190	11,891	12,991	12,991
290 GENERAL & MERIT INCREASE	0	0	2,305	2,358	2,358

* PERSONAL SERVICES	61,147	64,857	67,582	70,887	70,887

300 OPERATING EXPENSES	5,668	6,831	7,495	7,495	7,495
310 PROFESSIONAL SERVICES	0	0	3,000	0	0
390 AUTO MILEAGE	600	342	0	0	0
400 TRAVEL AND PER DIEM	1,528	1,949	1,210	1,210	1,210
410 COMMUNICATION SERVICE	335	357	664	664	664
420 TRANSPORTATION	0	0	765	765	765
460 REPAIR & MAINTENANCE SERVICES	0	98	250	250	250
470 PRINTING & BINDING	0	15	100	100	100
480 SCHOOL & TRAINING	0	549	1,100	1,100	1,100
510 OFFICE SUPPLIES	475	323	500	500	500
512 OTHER OFFICE SUPPLIES	0	0	100	100	100
540 BOOKS,PUBLICATIONS,SUBS & MEM	249	609	900	2,053	2,053
550 DUPLICATING CHARGES	131	0	150	150	150

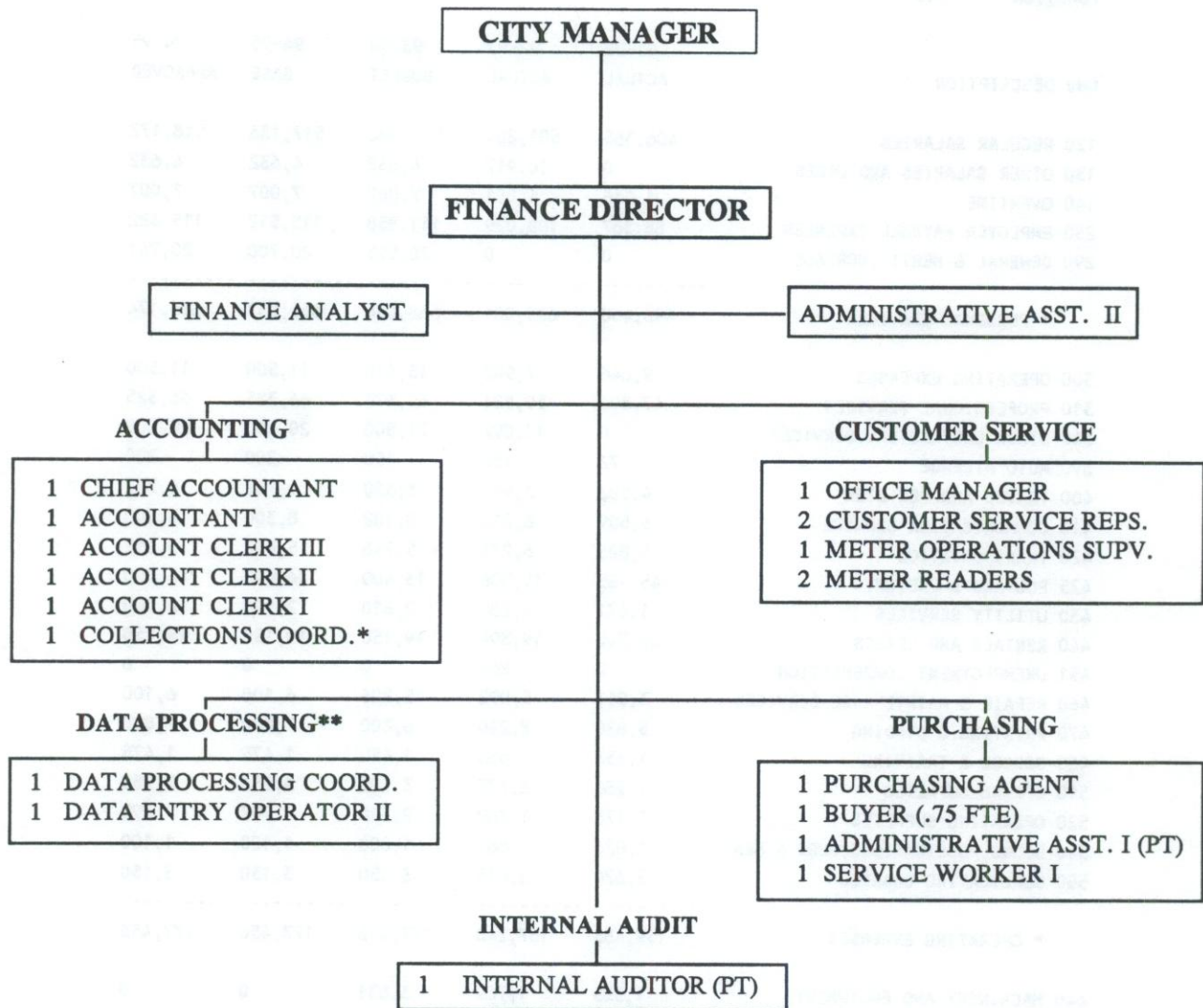
* OPERATING EXPENSES	8,986	11,073	16,234	14,387	14,387

640 MACHINERY AND EQUIPMENT	608	0	0	0	0

* NON-OPERATING EXPENSES	608	0	0	0	0

* TOTAL EXPENSES	70,741	75,930	83,816	85,274	85,274

FINANCE



AUTHORIZED PERSONNEL:

	1994 BUDGET	1995 BASE BUDGET	1995 DEPT REQUEST	1995 APPROVED BUDGET
ADMIN. & ACCOUNTING	9.5	9.5	9.5	9.5
CUSTOMER SERVICE	6	6	6	6
PURCHASING	4	3.25	3.25	3.25
DATA PROCESSING	2	2	2	2

*Naples Beach Special Revenue Fund

**Internal Service Fund

FISCAL YEAR 1994-95

BUDGET DETAIL

FUND : 001 GENERAL FUND
 DEPARTMENT : 07 FINANCE DEPARTMENT
 DIVISION : DEPARTMENT SUMMARY
 FUNCTION : 513

OBJ DESCRIPTION	91-92 ACTUAL	92-93 ACTUAL	93-94 BUDGET	94-95 BASE	94-95 APPROVED
120 REGULAR SALARIES	406,565	501,204	514,382	517,186	518,172
130 OTHER SALARIES AND WAGES	0	10,917	4,632	4,632	4,632
140 OVERTIME	1,516	4,851	7,007	7,007	7,007
250 EMPLOYER PAYROLL EXPENSES	88,387	108,029	111,858	115,512	115,622
290 GENERAL & MERIT INCREASE	0	0	20,555	20,700	20,741

* PERSONAL SERVICES	496,468	625,001	658,434	665,037	666,174

300 OPERATING EXPENSES	9,646	7,902	13,410	11,500	11,500
310 PROFESSIONAL SERVICES	47,800	59,581	64,375	66,325	66,325
340 OTHER CONTRACTUAL SERVICES	0	13,092	21,500	20,000	20,000
390 AUTO MILEAGE	72	156	150	200	200
400 TRAVEL AND PER DIEM	4,522	3,959	5,390	4,762	4,762
410 COMMUNICATION SERVICE	6,509	8,014	8,102	8,300	8,300
420 TRANSPORTATION	5,825	6,273	5,748	5,052	5,052
425 POSTAGE & FREIGHT	45,405	15,306	13,400	16,000	16,000
430 UTILITY SERVICES	1,471	2,280	2,610	2,500	2,500
440 RENTALS AND LEASES	20,340	19,394	19,150	19,150	19,150
451 UNEMPLOYMENT COMPENSATION	0	266	0	0	0
460 REPAIR & MAINTENANCE SERVICES	3,913	5,092	5,206	6,100	6,100
470 PRINTING & BINDING	5,820	7,210	6,800	7,800	7,800
480 SCHOOL & TRAINING	1,352	653	1,450	1,475	1,475
510 OFFICE SUPPLIES	1,986	2,777	3,525	3,250	3,250
520 OPERATING SUPPLIES	1,178	1,789	2,390	792	792
540 BOOKS,PUBLICATIONS,SUBS & MEM	1,026	881	1,000	1,100	1,100
550 DUPLICATING CHARGES	2,620	2,615	3,250	3,150	3,150

* OPERATING EXPENSES	159,485	157,240	177,456	177,456	177,456

640 MACHINERY AND EQUIPMENT	1,335	1,769	3,831	0	0

* NON-OPERATING EXPENSES	1,335	1,769	3,831	0	0

* TOTAL EXPENSES	657,288	784,010	839,721	842,493	843,630

FISCAL YEAR 1994-95

BUDGET DETAIL

FUND : 001 GENERAL FUND
 DEPARTMENT : 07 FINANCE DEPARTMENT
 FUNCTION : 513

	#	JOB TITLE	1994-95 APPROVED BUDGET
11 ACCOUNTING			
	1	FINANCE DIRECTOR	70,026
	1	CHIEF ACCOUNTANT	52,915
	1	ACCOUNTANT	33,807
	1	ACCOUNT CLERK III	25,327
	2	ACCOUNT CLERK II	40,604
	1	ADMINISTRATIVE ASST. II	23,812
	1	FINANCE ANALYST	29,641
	1	INTERNAL AUDITOR PT	11,160
12 CUSTOMER SERVICE			
	1	OFFICE MANAGER	36,448
	2	CUSTOMER SERVICE REP	36,821
	1	METER OPERATIONS SUPERVISOR	24,689
	2	METER READER	44,245
14 PURCHASING			
	1	PURCHASING AGENT	43,608
	1	BUYER (3/4 TIME)	20,924
	1	SERVICE WORKER I	14,757
	1	ADMIN. ASSISTANT I (PT)	9,388
	19	TOTAL AUTHORIZED POSITIONS	518,172
		REGULAR SALARIES	518,172
		OTHER SALARIES AND WAGES	4,632
		OVERTIME	7,007
		EMPLOYER PAYROLL EXPENSES	115,622
		GENERAL & MERIT INCREASE	20,741

			666,174

FISCAL YEAR 1994-95

BUDGET DETAIL

FUND : 001 GENERAL FUND
 DEPARTMENT : 07 FINANCE DEPARTMENT
 DIVISION : 11 ACCOUNTING
 FUNCTION : 513

OBJ DESCRIPTION	91-92 ACTUAL	92-93 ACTUAL	93-94 BUDGET	94-95 BASE	94-95 APPROVED
120 REGULAR SALARIES	248,051	267,540	276,614	286,306	287,292
130 OTHER SALARIES AND WAGES	0	10,080	3,632	3,632	3,632
140 OVERTIME	1,417	1,207	1,500	1,500	1,500
250 EMPLOYER PAYROLL EXPENSES	51,480	53,914	54,257	55,285	55,395
290 GENERAL & MERIT INCREASE	0	0	11,034	11,326	11,367

* PERSONAL SERVICES	300,948	332,741	347,037	358,049	359,186
300 OPERATING EXPENSES	7,113	6,405	10,500	9,300	9,300
310 PROFESSIONAL SERVICES	47,800	59,581	64,375	66,325	66,325
340 OTHER CONTRACTUAL SERVICES	0	5,867	9,500	8,000	8,000
400 TRAVEL AND PER DIEM	2,074	1,748	2,000	2,000	2,000
410 COMMUNICATION SERVICE	3,454	3,425	3,600	4,000	4,000
451 UNEMPLOYMENT COMPENSATION	0	266	0	0	0
460 REPAIR & MAINTENANCE SERVICES	555	313	500	500	500
470 PRINTING & BINDING	1,609	3,484	3,300	3,600	3,600
480 SCHOOL & TRAINING	1,219	558	1,000	1,000	1,000
510 OFFICE SUPPLIES	1,006	1,322	1,800	1,800	1,800
520 OPERATING SUPPLIES	162	84	300	300	300
540 BOOKS,PUBLICATIONS,SUBS & MEM	570	489	600	650	650
550 DUPLICATING CHARGES	2,057	2,138	2,600	2,600	2,600

* OPERATING EXPENSES	67,619	85,680	100,075	100,075	100,075
640 MACHINERY AND EQUIPMENT	640	0	0	0	0

* NON-OPERATING EXPENSES	640	0	0	0	0

* TOTAL EXPENSES	369,207	418,421	447,112	458,124	459,261

FISCAL YEAR 1994-95

BUDGET DETAIL

FUND : 001 GENERAL FUND
 DEPARTMENT : 07 FINANCE DEPARTMENT
 DIVISION : 12 CUSTOMER SERVICE
 FUNCTION : 513

OBJ DESCRIPTION	91-92 ACTUAL	92-93 ACTUAL	93-94 BUDGET	94-95 BASE	94-95 APPROVED
120 REGULAR SALARIES	70,855	140,623	137,570	142,203	142,203
140 OVERTIME	0	3,469	5,507	5,507	5,507
250 EMPLOYER PAYROLL EXPENSES	18,506	35,693	36,532	38,091	38,091
290 GENERAL & MERIT INCREASE	0	0	5,735	5,774	5,774

* PERSONAL SERVICES	89,361	179,785	185,344	191,575	191,575
300 OPERATING EXPENSES	614	200	600	200	200
340 OTHER CONTRACTUAL SERVICES	0	7,225	12,000	12,000	12,000
400 TRAVEL AND PER DIEM	543	1,572	2,000	1,000	1,000
410 COMMUNICATION SERVICE	1,619	1,353	1,600	1,800	1,800
420 TRANSPORTATION	5,064	5,421	4,896	4,200	4,200
425 POSTAGE & FREIGHT	45,405	15,306	13,400	16,000	16,000
440 RENTALS AND LEASES	0	134	250	250	250
460 REPAIR & MAINTENANCE SERVICES	683	2,667	2,706	3,400	3,400
470 PRINTING & BINDING	1,394	1,664	1,500	2,000	2,000
480 SCHOOL & TRAINING	58	95	400	400	400
510 OFFICE SUPPLIES	434	997	1,200	900	900
520 OPERATING SUPPLIES	450	1,407	1,690	192	192
550 DUPLICATING CHARGES	364	293	450	350	350

* OPERATING EXPENSES	56,628	38,334	42,692	42,692	42,692
640 MACHINERY AND EQUIPMENT	0	1,769	3,831	0	0

* NON-OPERATING EXPENSES	0	1,769	3,831	0	0

* TOTAL EXPENSES	145,989	219,888	231,867	234,267	234,267

FISCAL YEAR 1994-95

BUDGET DETAIL

FUND : 001 GENERAL FUND
 DEPARTMENT : 07 FINANCE DEPARTMENT
 DIVISION : 14 PURCHASING
 FUNCTION : 513

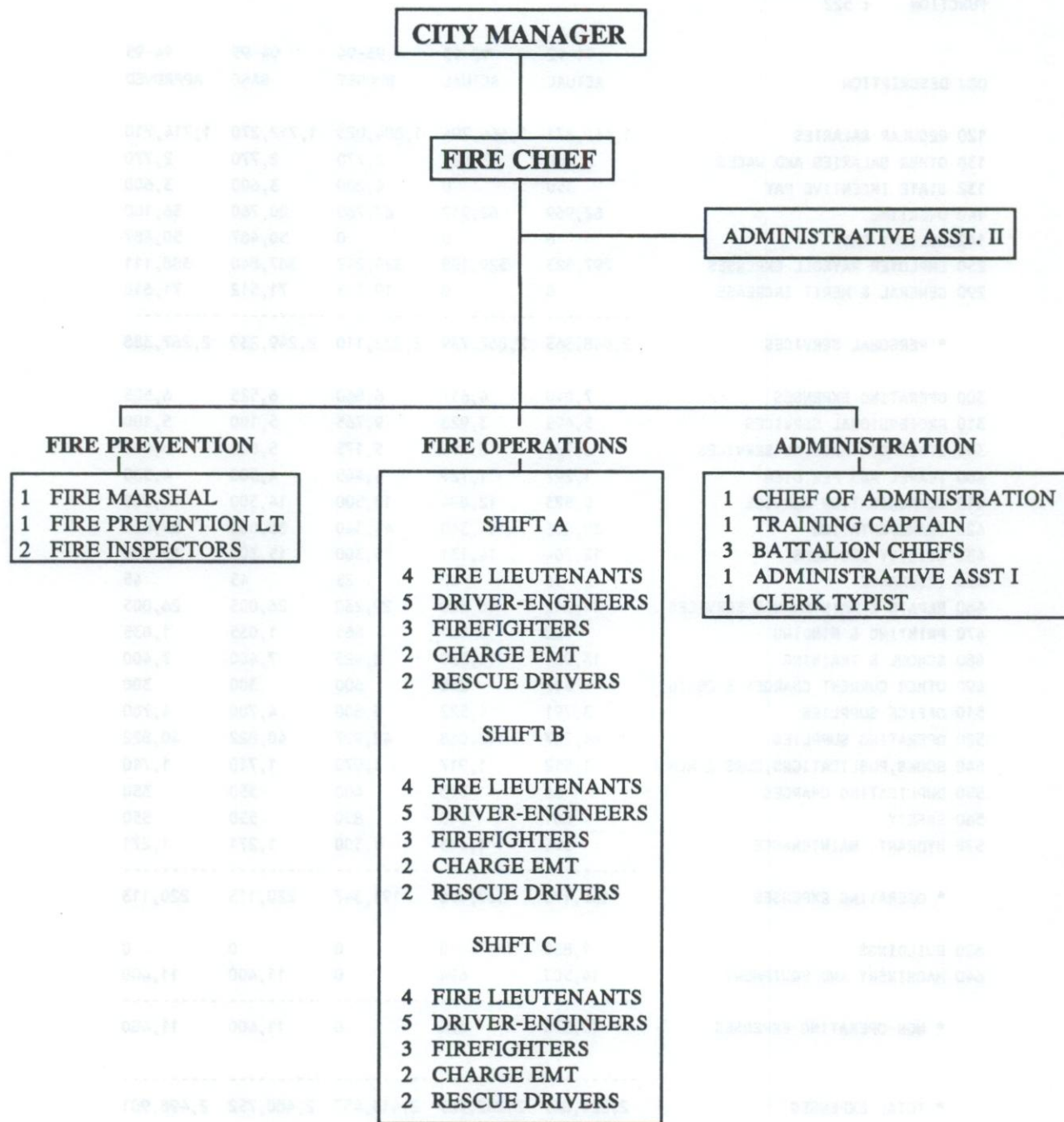
OBJ DESCRIPTION	91-92 ACTUAL	92-93 ACTUAL	93-94 BUDGET	94-95 BASE	94-95 APPROVED
120 REGULAR SALARIES	87,659	93,041	100,198	88,677	88,677
130 OTHER SALARIES AND WAGES	0	837	1,000	1,000	1,000
140 OVERTIME	99	175	0	0	0
250 EMPLOYER PAYROLL EXPENSES	18,401	18,422	21,069	22,136	22,136
290 GENERAL & MERIT INCREASE	0	0	3,786	3,600	3,600

* PERSONAL SERVICES	106,159	112,475	126,053	115,413	115,413
300 OPERATING EXPENSES	1,919	1,297	2,310	2,000	2,000
390 AUTO MILEAGE	72	156	150	200	200
400 TRAVEL AND PER DIEM	1,905	639	1,390	1,762	1,762
410 COMMUNICATION SERVICE	1,436	3,236	2,902	2,500	2,500
420 TRANSPORTATION	761	852	852	852	852
430 UTILITY SERVICES	1,471	2,280	2,610	2,500	2,500
440 RENTALS AND LEASES	20,340	19,260	18,900	18,900	18,900
460 REPAIR & MAINTENANCE SERVICES	2,675	2,112	2,000	2,200	2,200
470 PRINTING & BINDING	2,817	2,062	2,000	2,200	2,200
480 SCHOOL & TRAINING	75	0	50	75	75
510 OFFICE SUPPLIES	546	458	525	550	550
520 OPERATING SUPPLIES	566	298	400	300	300
540 BOOKS,PUBLICATIONS,SUBS & MEM	456	392	400	450	450
550 DUPLICATING CHARGES	199	184	200	200	200

* OPERATING EXPENSES	35,238	33,226	34,689	34,689	34,689
640 MACHINERY AND EQUIPMENT	695	0	0	0	0

* NON-OPERATING EXPENSES	695	0	0	0	0

* TOTAL EXPENSES	142,092	145,701	160,742	150,102	150,102



AUTHORIZED PERSONNEL:

	1994 BUDGET	1995 BASE BUDGET	1995 DEPT REQUEST	1995 APPROVED BUDGET
ADMINISTRATION	9	9	9	9
FIRE OPERATIONS	48	48	48	48
FIRE PREVENTION	4	4	4	4

FISCAL YEAR 1994-95

BUDGET DETAIL

FUND : 001 GENERAL FUND
 DEPARTMENT : 08 FIRE DEPARTMENT
 DIVISION DEPARTMENT SUMMARY
 FUNCTION : 522

OBJ DESCRIPTION	91-92 ACTUAL	92-93 ACTUAL	93-94 BUDGET	94-95 BASE	94-95 APPROVED
120 REGULAR SALARIES	1,664,271	1,666,794	1,804,023	1,712,270	1,714,710
130 OTHER SALARIES AND WAGES	3,250	3,925	2,770	2,770	2,770
132 STATE INCENTIVE PAY	350	0	4,200	3,600	3,600
140 OVERTIME	82,969	62,912	67,760	20,760	36,100
142 HOLIDAY PAY	0	0	0	50,487	50,487
250 EMPLOYER PAYROLL EXPENSES	297,523	329,108	324,242	387,840	388,111
290 GENERAL & MERIT INCREASE	0	0	19,115	71,512	71,610

* PERSONAL SERVICES	2,048,363	2,062,739	2,222,110	2,249,239	2,267,388

300 OPERATING EXPENSES	7,040	4,617	6,860	6,525	6,525
310 PROFESSIONAL SERVICES	5,495	3,928	9,765	5,100	5,100
340 OTHER CONTRACTUAL SERVICES	3,989	3,994	5,175	5,000	5,000
400 TRAVEL AND PER DIEM	1,297	1,729	4,445	4,500	4,500
410 COMMUNICATION SERVICE	9,523	12,894	12,500	14,500	14,500
420 TRANSPORTATION	39,806	44,340	44,340	85,000	85,000
430 UTILITY SERVICES	12,704	14,131	15,300	15,300	15,300
450 INSURANCE	16	32	25	45	45
460 REPAIR & MAINTENANCE SERVICES	14,242	16,320	29,230	26,005	26,005
470 PRINTING & BINDING	742	161	865	1,035	1,035
480 SCHOOL & TRAINING	13,901	11,539	8,925	7,400	7,400
490 OTHER CURRENT CHARGES & OBLIG	507	238	600	300	300
510 OFFICE SUPPLIES	3,791	4,522	5,600	4,700	4,700
520 OPERATING SUPPLIES	44,287	46,068	42,997	40,822	40,822
540 BOOKS,PUBLICATIONS,SUBS & MEM	1,512	1,917	1,970	1,710	1,710
550 DUPLICATING CHARGES	66	313	400	350	350
560 SAFETY	661	940	850	550	550
570 HYDRANT MAINTENANCE	594	1,413	1,500	1,271	1,271

* OPERATING EXPENSES	160,173	169,096	191,347	220,113	220,113

620 BUILDINGS	1,830	0	0	0	0
640 MACHINERY AND EQUIPMENT	14,503	694	0	11,400	11,400

* NON-OPERATING EXPENSES	16,333	694	0	11,400	11,400

* TOTAL EXPENSES	2,224,869	2,232,529	2,413,457	2,480,752	2,498,901

FISCAL YEAR 1994-95

BUDGET DETAIL

FUND : 001 GENERAL FUND
 DEPARTMENT : 08 FIRE DEPARTMENT
 FUNCTION : 522

1994-95 APPROVED

	#	JOB TITLE	BUDGET
15 FIRE ADMINISTRATION			
	1	FIRE CHIEF	47,198
	1	CHIEF OF ADMINISTRATION	33,614
	1	TRAINING COORD/CAPT	35,100
	3	BATTALION CHIEF	117,841
	1	ADMINISTRATIVE ASSISTANT II	21,530
	1	ADMINISTRATIVE ASSISTANT I	17,882
	1	CLERK TYPIST	17,917
54 FIRE OPERATIONS			
	12	FIRE LIEUTENANTS	372,887
	15	FIREFIGHTER DRIVER ENGINEERS	418,274
	6	FIREFIGHTER/EMT	149,915
	6	FIREFIGHTER RESCUE DRIVERS	136,897
	9	FIREFIGHTERS	217,520
55 FIRE PREVENTION			
	1	FIRE MARSHAL	47,574
	1	FIRE PREVENTION LIEUTENANT	29,373
	2	FIRE INSPECTOR	51,188
	61	TOTAL AUTHORIZED POSITIONS	1,714,710
		REGULAR SALARIES	1,714,710
		OTHER SALARIES AND WAGES	2,770
		STATE INCENTIVE PAY	3,600
		OVERTIME	36,100
		HOLIDAY PAY	50,487
		EMPLOYER PAYROLL EXPENSES	388,111
		GENERAL & MERIT INCREASE	71,610

			2,267,388

FISCAL YEAR 1994-95

BUDGET DETAIL

FUND : 001 GENERAL FUND
 DEPARTMENT : 08 FIRE DEPARTMENT
 DIVISION : 15 FIRE ADMINISTRATION
 FUNCTION : 522

OBJ DESCRIPTION	91-92 ACTUAL	92-93 ACTUAL	93-94 BUDGET	94-95 BASE	94-95 APPROVED
120 REGULAR SALARIES	279,250	295,279	332,161	291,082	291,082
130 OTHER SALARIES AND WAGES	1,650	1,950	2,770	2,770	2,770
132 STATE INCENTIVE PAY	150	0	1,800	1,700	1,700
140 OVERTIME	7,000	3,410	1,600	1,600	1,600
142 HOLIDAY PAY	0	0	0	3,487	3,487
250 EMPLOYER PAYROLL EXPENSES	46,017	46,106	56,489	104,688	104,688
290 GENERAL & MERIT INCREASE	0	0	13,394	12,919	12,919

* PERSONAL SERVICES	334,067	346,745	408,214	418,246	418,246
300 OPERATING EXPENSES	2,964	2,069	2,525	2,700	2,700
340 OTHER CONTRACTUAL SERVICES	3,989	3,994	5,175	5,000	5,000
400 TRAVEL AND PER DIEM	1,297	1,729	4,445	4,500	4,500
410 COMMUNICATION SERVICE	9,523	12,894	12,500	14,500	14,500
450 INSURANCE	16	32	25	45	45
460 REPAIR & MAINTENANCE SERVICES	5,238	5,697	8,650	8,905	8,905
470 PRINTING & BINDING	668	108	665	835	835
480 SCHOOL & TRAINING	13,901	11,539	8,925	7,400	7,400
510 OFFICE SUPPLIES	3,155	4,022	4,000	4,200	4,200
520 OPERATING SUPPLIES	1,544	1,729	4,420	4,225	4,225
540 BOOKS,PUBLICATIONS,SUBS & MEM	976	943	1,000	665	665
550 DUPLICATING CHARGES	66	313	400	350	350
560 SAFETY	661	940	850	550	550

* OPERATING EXPENSES	43,998	46,009	53,580	53,875	53,875
640 MACHINERY AND EQUIPMENT	1,187	0	0	0	0

* NON-OPERATING EXPENSES	1,187	0	0	0	0

* TOTAL EXPENSES	379,252	392,754	461,794	472,121	472,121

FISCAL YEAR 1994-95

BUDGET DETAIL

FUND : 001 GENERAL FUND
 DEPARTMENT : 08 FIRE DEPARTMENT
 DIVISION : 54 FIRE OPERATIONS
 FUNCTION : 522

OBJ DESCRIPTION	91-92 ACTUAL	92-93 ACTUAL	93-94 BUDGET	94-95 BASE	94-95 APPROVED
120 REGULAR SALARIES	1,272,709	1,252,893	1,353,650	1,295,493	1,295,493
130 OTHER SALARIES AND WAGES	1,050	1,325	0	0	0
132 STATE INCENTIVE PAY	150	0	1,800	1,300	1,300
140 OVERTIME	70,868	56,443	61,660	14,660	30,000
142 HOLIDAY PAY	0	0	0	47,000	47,000
250 EMPLOYER PAYROLL EXPENSES	229,925	261,070	244,943	258,907	258,907
290 GENERAL & MERIT INCREASE	0	0	0	51,452	51,452

* PERSONAL SERVICES	1,574,702	1,571,731	1,662,053	1,668,812	1,684,152

300 OPERATING EXPENSES	3,680	2,060	3,835	3,825	3,825
310 PROFESSIONAL SERVICES	5,495	3,928	9,765	5,100	5,100
420 TRANSPORTATION	39,806	44,340	44,340	85,000	85,000
430 UTILITY SERVICES	12,704	14,131	15,300	15,300	15,300
460 REPAIR & MAINTENANCE SERVICES	8,930	10,333	20,280	16,800	16,800
490 OTHER CURRENT CHARGES & OBLIG	507	238	600	300	300
510 OFFICE SUPPLIES	636	500	1,600	500	500
520 OPERATING SUPPLIES	39,317	40,716	34,977	34,147	34,147
570 HYDRANT MAINTENANCE	594	1,413	1,500	1,271	1,271

* OPERATING EXPENSES	111,669	117,659	132,197	162,243	162,243

620 BUILDINGS	1,830	0	0	0	0
640 MACHINERY AND EQUIPMENT	13,316	694	0	7,550	7,550

* NON-OPERATING EXPENSES	15,146	694	0	7,550	7,550

* TOTAL EXPENSES	1,701,517	1,690,084	1,794,250	1,838,605	1,853,945

FISCAL YEAR 1994-95

BUDGET DETAIL

FUND : 001 GENERAL FUND
 DEPARTMENT : 08 FIRE DEPARTMENT
 DIVISION : 55 FIRE PREVENTION
 FUNCTION : 522

OBJ DESCRIPTION	91-92 ACTUAL	92-93 ACTUAL	93-94 BUDGET	94-95 BASE	94-95 APPROVED
120 REGULAR SALARIES	112,312	118,622	118,212	125,695	128,135
130 OTHER SALARIES AND WAGES	550	650	0	0	0
132 STATE INCENTIVE PAY	50	0	600	600	600
140 OVERTIME	5,101	3,059	4,500	4,500	4,500
250 EMPLOYER PAYROLL EXPENSES	21,581	21,932	22,810	24,245	24,516
290 GENERAL & MERIT INCREASE	0	0	5,721	7,141	7,239


* PERSONAL SERVICES	139,594	144,263	151,843	162,181	164,990
300 OPERATING EXPENSES	396	488	500	0	0
460 REPAIR & MAINTENANCE SERVICES	74	290	300	300	300
470 PRINTING & BINDING	74	53	200	200	200
520 OPERATING SUPPLIES	3,426	3,623	3,600	2,450	2,450
540 BOOKS,PUBLICATIONS,SUBS & MEM	536	974	970	1,045	1,045

* OPERATING EXPENSES	4,506	5,428	5,570	3,995	3,995
640 MACHINERY AND EQUIPMENT	0	0	0	3,850	3,850

* NON-OPERATING EXPENSES	0	0	0	3,850	3,850

* TOTAL EXPENSES	144,100	149,691	157,413	170,026	172,835

COMMUNITY SERVICES

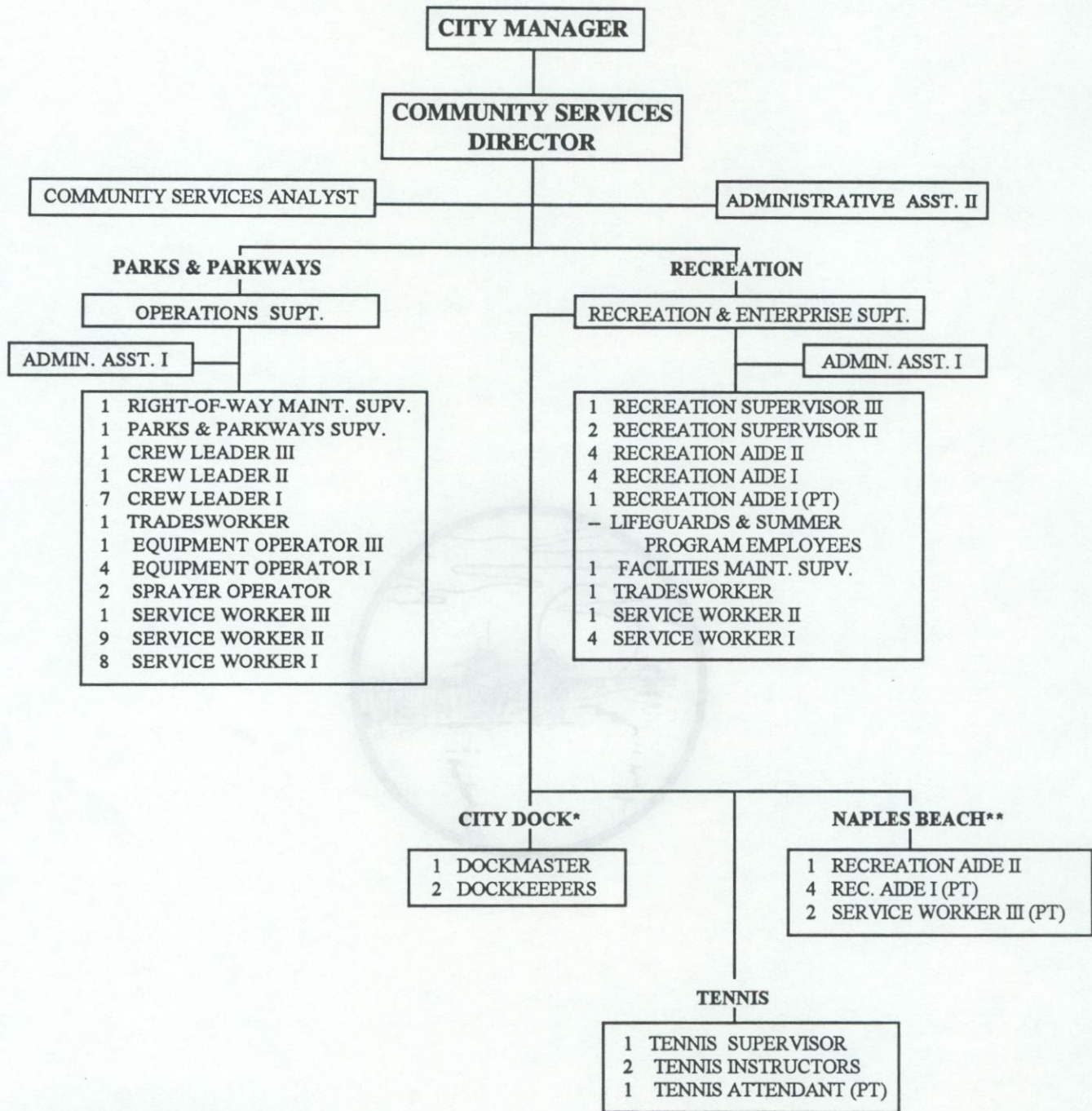


AUTHORIZED PERSONNEL

YEAR	ADMINISTRATION	PARKS & PARKWAYS	RECREATION	CITY DRUG	KAYAKS BEACH	TENNIS
1981	3	44	218	3	3	2.3
BUDGET						
1982						
BASE BUDG.	7	4	22	3	3	2.3
1983						
DEPT BUDG.	3	3	20	3	3	2.3
1984						
ALVAD BUDG.	7	36	204	3	4	2.3

*City Park Recreational Fund
 **Rapid Beach Special Revenue Fund

COMMUNITY SERVICES



AUTHORIZED PERSONNEL

	1994 BUDGET	1995 BASE BDGT	1995 DEPT REQ	1995 APPVD BDGT
ADMINISTRATION	3	3	3	3
PARKS & PARKWAYS	44	39	39	39
RECREATION	21.5	20.5	20.5	20.5
CITY DOCK	3	3	3	3
NAPLES BEACH	3	4	4	4
TENNIS	2.8	2.8	3.5	3.5

*City Dock Enterprise Fund

**Naples Beach Special Revenue Fund

FISCAL YEAR 1994-95

BUDGET DETAIL

FUND : 001 GENERAL FUND
 DEPARTMENT : 09 COMMUNITY SERVICES
 DIVISION : DEPARTMENT SUMMARY
 FUNCTION : 572

OBJ DESCRIPTION	91-92 ACTUAL	92-93 ACTUAL	93-94 BUDGET	94-95 BASE	94-95 APPROVED
120 REGULAR SALARIES	1,402,451	1,432,765	1,461,763	1,402,226	1,423,817
130 OTHER SALARIES AND WAGES	123,297	124,015	90,013	90,013	90,013
140 OVERTIME	39,427	41,954	28,766	23,126	23,126
250 EMPLOYER PAYROLL EXPENSES	364,402	351,594	381,426	377,345	379,733
290 GENERAL & MERIT INCREASE	0	0	63,616	57,223	57,788

* PERSONAL SERVICES	1,929,577	1,950,328	2,025,584	1,949,933	1,974,477
300 OPERATING EXPENSES	24,109	29,038	38,695	43,316	42,572
305 COUNTY LANDFILL	19,299	14,069	5,000	5,000	5,000
310 PROFESSIONAL SERVICES	13,404	33,459	36,600	36,000	0
340 OTHER CONTRACTUAL SERVICES	43,398	30,101	91,884	237,429	237,429
390 AUTO MILEAGE	2,684	4,088	4,420	3,970	3,970
400 TRAVEL AND PER DIEM	1,583	2,634	5,000	4,830	4,830
410 COMMUNICATION SERVICE	9,277	7,433	9,241	10,289	10,289
420 TRANSPORTATION	105,493	117,552	132,780	133,500	133,500
430 UTILITY SERVICES	168,544	147,911	168,981	198,490	198,490
440 RENTALS AND LEASES	2,482	1,113	1,400	2,300	2,300
451 UNEMPLOYMENT COMPENSATION	0	14,825	0	0	0
460 REPAIR & MAINTENANCE SERVICES	37,047	52,795	46,700	47,197	59,197
465 STORM REPAIR & MAINTENANCE	0	64,088	0	0	0
470 PRINTING & BINDING	7,178	9,996	11,800	14,200	14,200
480 SCHOOL & TRAINING	1,858	1,942	5,680	3,810	3,810
490 OTHER CURRENT CHARGES & OBLIG	562	976	310	200	200
510 OFFICE SUPPLIES	3,137	5,391	4,025	5,150	5,150
519 RESALE EXPENSE	46,968	25,669	6,500	6,500	6,500
520 OPERATING SUPPLIES	159,071	158,441	201,588	194,067	194,067
521 RECREATION PROGRAM EXPENSE	111,092	130,265	115,000	113,153	113,153
540 BOOKS,PUBLICATIONS,SUBS & MEM	650	2,206	2,032	1,842	2,042
550 DUPLICATING CHARGES	4,536	1,385	2,980	4,057	4,057

* OPERATING EXPENSES	762,372	855,377	890,616	1,065,300	1,040,756
620 BUILDINGS	1,953	0	0	0	0
630 IMPROVEMENTS OTHER THAN BLDGS	16	1,873	0	0	0
640 MACHINERY AND EQUIPMENT	7,161	3,105	16,490	0	0

* NON-OPERATING EXPENSES	9,130	4,978	16,490	0	0

* TOTAL EXPENSES	2,701,079	2,810,683	2,932,690	3,015,233	3,015,233

FISCAL YEAR 1994-95

BUDGET DETAIL

FUND : 001 GENERAL FUND
 DEPARTMENT : 09 COMMUNITY SERVICES
 FUNCTION : 572

1994-95 APPROVED

	#	JOB TITLE	BUDGET
16 ADMINISTRATION			
	1	COMMUNITY SERVICES DIRECTOR	60,190
	1	COMMUNITY SERVICES ANALYST	28,270
	1	ADMINISTRATIVE ASSISTANT II	19,699
19 TENNIS PROGRAM			
	1	TENNIS SUPERVISOR	30,526
	2	TENNIS INSTRUCTORS	33,654
	1	TENNIS ATTENDENT	11,054
46 PARKS & PARKWAYS			
	1	OPERATIONS SUPERINTENDENT	55,540
	1	PARKS & PARKWAYS SUPERVISOR	36,338
	1	ROW SUPERVISOR	29,072
	1	CREW LEADER III	27,898
	1	CREW LEADER II	22,949
	7	CREW LEADER I	143,491
	1	EQUIPMENT OPERATOR III	24,642
	4	EQUIPMENT OPERATOR I	77,086
	1	SERVICE WORKER III	19,658
	9	SERVICE WORKER II	160,303
	8	SERVICE WORKER I	126,735
	1	TRADESWORKER	22,145
	2	SPRAYER OPERATOR	42,441
	1	ADMINISTRATIVE ASST I	23,510
47 RECREATION			
	1	RECREATION & ENTERPRISE SUPT.	37,399
	1	FACILITIES MAINTENANCE SUPV.	29,663
	1	RECREATION SUPERVISOR III	29,385
	2	RECREATION SUPERVISOR II	52,872
	4	RECREATION AIDE II	82,245
	4	RECREATION AIDE I	66,920
	1	REC. AIDE I (PT)	12,391
	1	TRADESWORKER	21,507
	1	SERVICE WORKER II	17,241
	4	SERVICE WORKER I	60,390
	1	ADMINISTRATIVE ASST I	18,603
	67	TOTAL AUTHORIZED POSITIONS	1,423,817

FISCAL YEAR 1994-95

BUDGET DETAIL

FUND : 001 GENERAL FUND
 DEPARTMENT : 09 COMMUNITY SERVICES
 FUNCTION : 572

1994-95 APPROVED
 BUDGET

00-00	00-00	#	JOB TITLE	00-00	00-00	00-00	00-00	00-00
00000000	0000		REGULAR SALARIES					1,423,817
001,001	001,001		OTHER SALARIES AND WAGES					90,013
002	002		OVERTIME					23,126
0	0		EMPLOYER PAYROLL EXPENSES					379,733
000,00	000,00		GENERAL & MERIT INCREASE					57,788
000,0	000,0							-----
000,001	000,001							1,974,477
000	000	000	000,001	000,001	000,001	000,001	000,001	
0	0	0	0	0	0	0	0	
001,0	001,0	001,0	001,0	001,0	001,0	001,0	001,0	
000,0	000,0	000,0	000,0	000,0	000,0	000,0	000,0	
000	000	000	000	000	000	000	000	
001	001	001	001	001	001	001	001	
000	000	000	000	000	000	000	000	
000,0	000,0	000,0	000,0	000,0	000,0	000,0	000,0	
000	000	000	000	000	000	000	000	
000	000	000	000	000	000	000	000	
000	000	000	000	000	000	000	000	
000	000	000	000	000	000	000	000	
000,0	000,0	000,0	000,0	000,0	000,0	000,0	000,0	
0	0	0	0	0	0	0	0	
0	0	0	0	0	0	0	0	
0	0	0	0	0	0	0	0	
000,001	000,001	000,001	000,001	000,001	000,001	000,001	000,001	

FISCAL YEAR 1994-95

BUDGET DETAIL

FUND : 001 GENERAL FUND
 DEPARTMENT : 09 COMMUNITY SERVICES
 DIVISION : 16 ADMINISTRATION
 FUNCTION : 572

OBJ DESCRIPTION	91-92 ACTUAL	92-93 ACTUAL	93-94 BUDGET	94-95 BASE	94-95 APPROVED
120 REGULAR SALARIES	36,810	82,405	103,632	108,159	108,159
130 OTHER SALARIES AND WAGES	0	0	350	350	350
140 OVERTIME	256	396	0	0	0
250 EMPLOYER PAYROLL EXPENSES	7,742	17,711	25,755	25,334	25,334
290 GENERAL & MERIT INCREASE	0	0	4,273	4,386	4,386

* PERSONAL SERVICES	44,808	100,512	134,010	138,229	138,229
300 OPERATING EXPENSES	443	1,276	200	200	200
340 OTHER CONTRACTUAL SERVICES	6,911	0	0	0	0
390 AUTO MILEAGE	146	825	1,150	1,150	1,150
400 TRAVEL AND PER DIEM	556	562	1,000	1,000	1,000
410 COMMUNICATION SERVICE	910	792	900	900	900
460 REPAIR & MAINTENANCE SERVICES	39	153	75	100	100
470 PRINTING & BINDING	0	0	450	400	400
480 SCHOOL & TRAINING	0	118	300	300	300
510 OFFICE SUPPLIES	563	1,455	975	1,000	1,000
520 OPERATING SUPPLIES	72	126	250	250	250
540 BOOKS,PUBLICATIONS,SUBS & MEM	26	775	650	650	650
550 DUPLICATING CHARGES	610	125	500	500	500

* OPERATING EXPENSES	10,276	6,207	6,450	6,450	6,450
630 IMPROVEMENTS OTHER THAN BLDGS	0	1,873	0	0	0
640 MACHINERY AND EQUIPMENT	0	855	16,490	0	0

* NON-OPERATING EXPENSES	0	2,728	16,490	0	0

* TOTAL EXPENSES	55,084	109,447	156,950	144,679	144,679

FISCAL YEAR 1994-95

BUDGET DETAIL

FUND : 001 GENERAL FUND
 DEPARTMENT : 09 COMMUNITY SERVICES
 DIVISION : 19 TENNIS PROGRAM
 FUNCTION : 572

OBJ DESCRIPTION	91-92 ACTUAL	92-93 ACTUAL	93-94 BUDGET	94-95 BASE	94-95 APPROVED
120 REGULAR SALARIES	23,474	27,444	52,201	53,643	75,234
130 OTHER SALARIES AND WAGES	27,753	30,573	0	0	0
140 OVERTIME	2,069	2,455	2,358	1,718	1,718
250 EMPLOYER PAYROLL EXPENSES	14,063	14,836	14,177	16,782	19,170
290 GENERAL & MERIT INCREASE	0	0	2,203	2,180	2,745

* PERSONAL SERVICES	67,359	75,308	70,939	74,323	98,867
300 OPERATING EXPENSES	2,017	9,787	12,250	12,000	11,256
310 PROFESSIONAL SERVICES	13,404	33,459	36,600	36,000	0
340 OTHER CONTRACTUAL SERVICES	2,575	400	492	500	500
410 COMMUNICATION SERVICE	566	519	600	1,200	1,200
430 UTILITY SERVICES	6,039	5,977	6,000	6,000	6,000
460 REPAIR & MAINTENANCE SERVICES	448	2,176	2,000	2,000	14,000
465 STORM REPAIR & MAINTENANCE	0	4,878	0	0	0
470 PRINTING & BINDING	0	0	750	800	800
490 OTHER CURRENT CHARGES & OBLIG	366	399	0	200	200
510 OFFICE SUPPLIES	66	79	250	250	250
519 RESALE EXPENSE	0	5,851	6,500	6,500	6,500
520 OPERATING SUPPLIES	868	1,629	2,000	2,000	2,000
540 BOOKS,PUBLICATIONS,SUBS & MEM	0	25	85	0	200
550 DUPLICATING CHARGES	718	0	450	527	527

* OPERATING EXPENSES	27,067	65,179	67,977	67,977	43,433

* TOTAL EXPENSES	94,426	140,487	138,916	142,300	142,300

FISCAL YEAR 1994-95

BUDGET DETAIL

FUND : 001 GENERAL FUND
 DEPARTMENT : 09 COMMUNITY SERVICES
 DIVISION : 46 PARKS & PARKWAYS
 FUNCTION : 572

OBJ DESCRIPTION	91-92 ACTUAL	92-93 ACTUAL	93-94 BUDGET	94-95 BASE	94-95 APPROVED
120 REGULAR SALARIES	943,748	922,965	878,262	811,808	811,808
140 OVERTIME	21,373	14,361	8,000	8,000	8,000
250 EMPLOYER PAYROLL EXPENSES	232,347	213,247	227,649	215,097	215,097
290 GENERAL & MERIT INCREASE	0	0	39,101	32,955	32,955

* PERSONAL SERVICES	1,197,468	1,150,573	1,153,012	1,067,860	1,067,860
300 OPERATING EXPENSES	13,773	11,145	17,000	21,816	21,816
305 COUNTY LANDFILL	19,299	14,069	5,000	5,000	5,000
340 OTHER CONTRACTUAL SERVICES	28,087	23,034	83,644	229,429	229,429
390 AUTO MILEAGE	1,370	1,370	1,370	1,320	1,320
400 TRAVEL AND PER DIEM	779	1,282	2,000	1,830	1,830
410 COMMUNICATION SERVICE	3,494	1,901	3,689	3,689	3,689
420 TRANSPORTATION	102,333	114,024	129,252	130,000	130,000
430 UTILITY SERVICES	96,264	69,094	94,381	102,490	102,490
440 RENTALS AND LEASES	2,258	994	600	2,300	2,300
460 REPAIR & MAINTENANCE SERVICES	13,017	18,183	15,125	15,097	15,097
465 STORM REPAIR & MAINTENANCE	0	12,180	0	0	0
480 SCHOOL & TRAINING	909	689	2,750	2,510	2,510
510 OFFICE SUPPLIES	1,045	1,555	1,400	1,400	1,400
520 OPERATING SUPPLIES	138,667	135,446	174,098	166,817	166,817
540 BOOKS,PUBLICATIONS,SUBS & MEM	592	524	697	592	592
550 DUPLICATING CHARGES	508	126	530	530	530

* OPERATING EXPENSES	422,395	405,616	531,536	684,820	684,820
620 BUILDINGS	1,953	0	0	0	0
640 MACHINERY AND EQUIPMENT	6,386	0	0	0	0

* NON-OPERATING EXPENSES	8,339	0	0	0	0

* TOTAL EXPENSES	1,628,202	1,556,189	1,684,548	1,752,680	1,752,680

FISCAL YEAR 1994-95

BUDGET DETAIL

FUND : 001 GENERAL FUND
 DEPARTMENT : 09 COMMUNITY SERVICES
 DIVISION : 47 RECREATION
 FUNCTION : 572

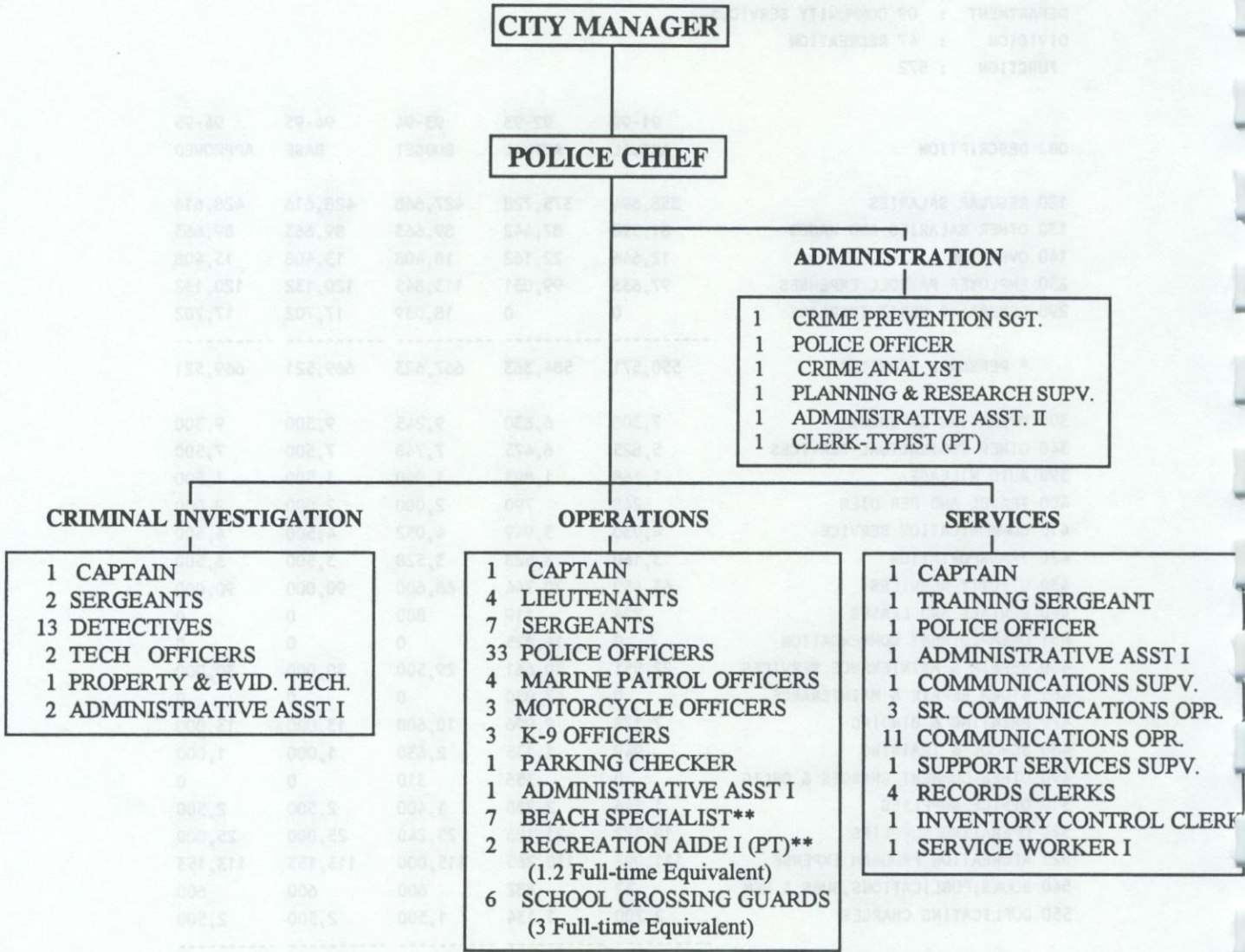
OBJ DESCRIPTION	91-92 ACTUAL	92-93 ACTUAL	93-94 BUDGET	94-95 BASE	94-95 APPROVED
120 REGULAR SALARIES	358,694	375,728	427,668	428,616	428,616
130 OTHER SALARIES AND WAGES	81,598	87,442	89,663	89,663	89,663
140 OVERTIME	12,646	22,162	18,408	13,408	13,408
250 EMPLOYER PAYROLL EXPENSES	97,633	99,031	113,845	120,132	120,132
290 GENERAL & MERIT INCREASE	0	0	18,039	17,702	17,702

* PERSONAL SERVICES	550,571	584,363	667,623	669,521	669,521
300 OPERATING EXPENSES	7,308	6,830	9,245	9,300	9,300
340 OTHER CONTRACTUAL SERVICES	5,825	6,475	7,748	7,500	7,500
390 AUTO MILEAGE	1,168	1,893	1,900	1,500	1,500
400 TRAVEL AND PER DIEM	248	790	2,000	2,000	2,000
410 COMMUNICATION SERVICE	4,030	3,949	4,052	4,500	4,500
420 TRANSPORTATION	3,160	3,528	3,528	3,500	3,500
430 UTILITY SERVICES	63,459	70,744	68,600	90,000	90,000
440 RENTALS AND LEASES	224	119	800	0	0
451 UNEMPLOYMENT COMPENSATION	0	14,825	0	0	0
460 REPAIR & MAINTENANCE SERVICES	22,551	30,661	29,500	30,000	30,000
465 STORM REPAIR & MAINTENANCE	0	47,030	0	0	0
470 PRINTING & BINDING	7,178	9,996	10,600	13,000	13,000
480 SCHOOL & TRAINING	949	1,135	2,630	1,000	1,000
490 OTHER CURRENT CHARGES & OBLIG	0	356	310	0	0
510 OFFICE SUPPLIES	1,446	2,288	1,400	2,500	2,500
520 OPERATING SUPPLIES	19,372	21,186	25,240	25,000	25,000
521 RECREATION PROGRAM EXPENSE	111,092	130,265	115,000	113,153	113,153
540 BOOKS,PUBLICATIONS,SUBS & MEM	32	882	600	600	600
550 DUPLICATING CHARGES	2,700	1,134	1,500	2,500	2,500

* OPERATING EXPENSES	250,742	354,086	284,653	306,053	306,053
630 IMPROVEMENTS OTHER THAN BLDGS	16	0	0	0	0
640 MACHINERY AND EQUIPMENT	775	2,250	0	0	0

* NON-OPERATING EXPENSES	791	2,250	0	0	0

* TOTAL EXPENSES	802,104	940,699	952,276	975,574	975,574



AUTHORIZED PERSONNEL:

	1994 BUDGET	1995 BASE BUDGET	1995 DEPT REQUEST	1995 APPROVED BUDGET
ADMINISTRATION	6.5	6.5	8.5	6.5
CRIMINAL INVEST.	21	21	21	21
POLICE OPERATIONS	68.2	68.2	68.2	68.2
POLICE SERVICES	26	26	26	26

** Naples Beach Special Revenue Fund

FISCAL YEAR 1994-95

BUDGET DETAIL

FUND : 001 GENERAL FUND
 DEPARTMENT : 11 POLICE DEPARTMENT
 DIVISION : DEPARTMENT SUMMARY
 FUNCTION : 521

OBJ DESCRIPTION	91-92 ACTUAL	92-93 ACTUAL	93-94 BUDGET	94-95 BASE	94-95 APPROVED
120 REGULAR SALARIES	3,097,205	3,090,130	3,188,306	3,298,214	3,281,973
130 OTHER SALARIES AND WAGES	115,952	110,184	85,816	9,679	9,679
132 STATE INCENTIVE PAY	0	0	0	83,340	83,340
140 OVERTIME	196,292	205,889	228,074	74,648	93,505
141 SPECIAL DUTY PAY	91,250	89,531	100,000	100,000	100,000
142 HOLIDAY PAY	0	0	0	52,726	52,726
250 EMPLOYER PAYROLL EXPENSES	584,556	560,537	588,469	656,211	652,134
290 GENERAL & MERIT INCREASE	0	0	103,150	102,745	102,086

* PERSONAL SERVICES	4,085,255	4,056,271	4,293,815	4,377,563	4,375,443

300 OPERATING EXPENSES	2,121	2,714	1,716	580	580
310 PROFESSIONAL SERVICES	5,539	5,359	4,492	4,492	4,492
340 OTHER CONTRACTUAL SERVICES	251	35	200	200	200
400 TRAVEL AND PER DIEM	686	4,099	7,292	10,456	10,456
410 COMMUNICATION SERVICE	26,754	25,978	32,840	32,800	32,800
420 TRANSPORTATION	191,173	213,907	212,880	175,000	175,000
430 UTILITY SERVICES	33,185	35,897	41,546	35,000	35,000
440 RENTALS AND LEASES	6,585	10,290	17,634	17,825	17,825
451 UNEMPLOYMENT COMPENSATION	0	4,764	0	0	0
460 REPAIR & MAINTENANCE SERVICES	49,506	65,346	84,049	87,593	87,593
465 STORM REPAIR & MAINTENANCE	1,064	924	700	700	700
470 PRINTING & BINDING	4,457	5,245	8,950	8,250	8,250
480 SCHOOL & TRAINING	34,330	34,202	29,589	34,040	34,040
490 OTHER CURRENT CHARGES & OBLIG	4,644	4,424	5,000	4,500	4,500
510 OFFICE SUPPLIES	11,726	9,300	16,931	15,280	15,280
520 OPERATING SUPPLIES	64,472	60,142	74,164	69,635	69,635
540 BOOKS,PUBLICATIONS,SUBS & MEM	1,798	2,039	3,260	3,203	3,203
550 DUPLICATING CHARGES	74	27	500	249	249

* OPERATING EXPENSES	438,365	484,692	541,743	499,803	499,803

620 BUILDINGS	0	1,887	0	0	0
630 IMPROVEMENTS OTHER THAN BLDGS	0	0	1,500	0	0
640 MACHINERY AND EQUIPMENT	23,793	20,386	4,685	10,245	10,245
670 VEHICLES	0	7,390	0	0	0

* NON-OPERATING EXPENSES	23,793	29,663	6,185	10,245	10,245

* TOTAL EXPENSES	4,547,413	4,570,626	4,841,743	4,887,611	4,885,491

FISCAL YEAR 1994-95

BUDGET DETAIL

FUND : 001 GENERAL FUND
 DEPARTMENT : 11 POLICE DEPARTMENT
 FUNCTION : 521

1994-95 APPROVED

	#	JOB TITLE	BUDGET
21 POLICE ADMINISTRATION			
	1	CHIEF OF POLICE	71,102
	1	PLANNING/RESEARCH SUPERVISOR	36,993
	1	CRIME PREVENTION SERGEANT	38,166
	1	CRIME ANALYST	27,882
	1	POLICE OFFICER	27,843
	1	ADMINISTRATIVE ASSISTANT II	26,591
	1	CLERK TYPIST PT	8,797
48 POL-CRIMINAL INVESTIGATION			
	1	CAPTAIN	49,674
	2	SERGEANTS	73,752
	15	POLICE OFFICERS	453,387
	1	PROPERTY & EVIDENCE TECH	26,367
	2	ADMINISTRATIVE ASSISTANT I	41,625
49 POLICE OPERATIONS			
	1	POLICE CAPTAIN	57,203
	4	LIEUTENANTS	159,457
	7	SERGEANTS	246,992
	3	POLICE OFFICER K-9	88,141
	4	POLICE OFFICER MARINE	120,595
	33	POLICE OFFICERS	961,485
	3	MOTORCYCLE OFFICERS	91,600
	1	PARKING CHECKER	1
	1	ADMINISTRATIVE ASSISTANT I	21,177
	6	SCHOOL CROSSING GUARD PT	33,313
50 POLICE SERVICES			
	1	POLICE CAPTAIN	53,799
	1	POLICE SERGEANT	33,260
	1	POLICE OFFICER	34,761
	1	SUPPORT SERVICES SUPERVISOR	33,946
	1	COMMUNICATIONS SUPERVISOR	26,390
	3	SR. COMMUNICATIONS OPERATOR	66,600
	11	COMMUNICATIONS OPERATOR	228,987
	1	INVENTORY CONTROL CLERK	21,948
	4	RECORDS CLERK	79,428
	1	ADMINISTRATIVE ASSISTANT I	21,430
	1	SERVICE WORKER I	19,281

FISCAL YEAR 1994-95

BUDGET DETAIL

FUND : 001 GENERAL FUND
 DEPARTMENT : 11 POLICE DEPARTMENT
 DIVISION : 21 POLICE ADMINISTRATION
 FUNCTION : 521

OBJ DESCRIPTION	91-92 ACTUAL	92-93 ACTUAL	93-94 BUDGET	94-95 BASE	94-95 APPROVED
120 REGULAR SALARIES	238,668	227,930	228,631	237,374	237,374
130 OTHER SALARIES AND WAGES	3,460	3,360	1,503	1,503	1,503
132 STATE INCENTIVE PAY	0	0	0	3,080	3,080
140 OVERTIME	296	374	0	0	0
250 EMPLOYER PAYROLL EXPENSES	43,941	40,023	41,147	82,274	82,274
290 GENERAL & MERIT INCREASE	0	0	8,986	7,979	7,979

* PERSONAL SERVICES	286,365	271,687	280,267	332,210	332,210
460 REPAIR & MAINTENANCE SERVICES	235	30,304	37,834	37,834	37,834
470 PRINTING & BINDING	2,055	3,950	4,600	4,600	4,600
490 OTHER CURRENT CHARGES & OBLIG	1,237	983	1,500	1,000	1,000
510 OFFICE SUPPLIES	79	4,214	3,556	3,580	3,580
520 OPERATING SUPPLIES	2,466	3,599	3,080	1,600	1,600
540 BOOKS,PUBLICATIONS,SUBS & MEM	765	532	739	723	723

* OPERATING EXPENSES	6,837	43,582	51,309	49,337	49,337
640 MACHINERY AND EQUIPMENT	0	609	0	0	0

* NON-OPERATING EXPENSES	0	609	0	0	0

* TOTAL EXPENSES	293,202	315,878	331,576	381,547	381,547

FISCAL YEAR 1994-95

BUDGET DETAIL

FUND : 001 GENERAL FUND
 DEPARTMENT : 11 POLICE DEPARTMENT
 DIVISION : 48 POL-CRIMINAL INVESTIGATION
 FUNCTION : 521

OBJ DESCRIPTION	91-92 ACTUAL	92-93 ACTUAL	93-94 BUDGET	94-95 BASE	94-95 APPROVED
120 REGULAR SALARIES	566,427	616,751	629,819	644,805	644,805
130 OTHER SALARIES AND WAGES	23,520	25,700	24,780	1,000	1,000
132 STATE INCENTIVE PAY	0	0	0	23,925	23,925
140 OVERTIME	42,011	46,482	51,332	21,143	40,000
142 HOLIDAY PAY	0	0	0	1,189	1,189
250 EMPLOYER PAYROLL EXPENSES	102,530	107,574	112,494	119,072	119,072
290 GENERAL & MERIT INCREASE	0	0	20,002	17,235	17,235

* PERSONAL SERVICES	734,488	796,507	838,427	828,369	847,226
300 OPERATING EXPENSES	828	1,526	0	0	0
310 PROFESSIONAL SERVICES	1,519	1,259	1,980	1,980	1,980
340 OTHER CONTRACTUAL SERVICES	251	35	200	200	200
400 TRAVEL AND PER DIEM	1,095	605	1,050	1,050	1,050
440 RENTALS AND LEASES	359	0	400	400	400
470 PRINTING & BINDING	1,050	466	250	250	250
490 OTHER CURRENT CHARGES & OBLIG	3,000	3,000	3,000	3,000	3,000
510 OFFICE SUPPLIES	254	110	0	0	0
520 OPERATING SUPPLIES	20,393	17,778	20,320	17,600	17,600
540 BOOKS,PUBLICATIONS,SUBS & MEM	0	0	1,055	775	775

* OPERATING EXPENSES	28,749	24,779	28,255	25,255	25,255

* TOTAL EXPENSES	763,237	821,286	866,682	853,624	872,481

FISCAL YEAR 1994-95

BUDGET DETAIL

FUND : 001 GENERAL FUND
 DEPARTMENT : 11 POLICE DEPARTMENT
 DIVISION : 49 POLICE OPERATIONS
 FUNCTION : 521

OBJ DESCRIPTION	91-92 ACTUAL	92-93 ACTUAL	93-94 BUDGET	94-95 BASE	94-95 APPROVED
120 REGULAR SALARIES	1,640,872	1,621,940	1,717,916	1,796,205	1,779,964
130 OTHER SALARIES AND WAGES	78,437	76,674	57,651	5,676	5,676
132 STATE INCENTIVE PAY	0	0	0	51,975	51,975
140 OVERTIME	116,783	123,891	121,742	33,294	33,294
141 SPECIAL DUTY PAY	91,250	89,531	100,000	100,000	100,000
142 HOLIDAY PAY	0	0	0	41,748	41,748
250 EMPLOYER PAYROLL EXPENSES	288,345	281,040	301,659	313,413	309,336
290 GENERAL & MERIT INCREASE	0	0	49,910	52,652	51,993

* PERSONAL SERVICES	2,215,687	2,193,076	2,348,878	2,394,963	2,373,986

300 OPERATING EXPENSES	495	984	0	200	200
310 PROFESSIONAL SERVICES	1,516	1,643	2,012	2,012	2,012
400 TRAVEL AND PER DIEM	139	320	146	150	150
440 RENTALS AND LEASES	5	6,188	10,125	10,125	10,125
460 REPAIR & MAINTENANCE SERVICES	194	0	322	240	240
470 PRINTING & BINDING	519	358	1,950	1,250	1,250
510 OFFICE SUPPLIES	109	34	0	0	0
520 OPERATING SUPPLIES	4,948	5,490	10,796	7,860	7,860
540 BOOKS,PUBLICATIONS,SUBS & MEM	297	754	680	655	655

* OPERATING EXPENSES	8,222	15,771	26,031	22,492	22,492

620 BUILDINGS	0	1,887	0	0	0
640 MACHINERY AND EQUIPMENT	4,975	3,992	0	6,500	6,500
670 VEHICLES	0	7,390	0	0	0

* NON-OPERATING EXPENSES	4,975	13,269	0	6,500	6,500

* TOTAL EXPENSES	2,228,884	2,222,116	2,374,909	2,423,955	2,402,978

FISCAL YEAR 1994-95

BUDGET DETAIL

FUND : 001 GENERAL FUND
 DEPARTMENT : 11 POLICE DEPARTMENT
 DIVISION : 50 POLICE SERVICES
 FUNCTION : 521

OBJ DESCRIPTION	91-92 ACTUAL	92-93 ACTUAL	93-94 BUDGET	94-95 BASE	94-95 APPROVED
120 REGULAR SALARIES	651,238	623,509	611,940	619,830	619,830
130 OTHER SALARIES AND WAGES	10,535	4,450	1,882	1,500	1,500
132 STATE INCENTIVE PAY	0	0	0	4,360	4,360
140 OVERTIME	37,202	35,142	55,000	20,211	20,211
142 HOLIDAY PAY	0	0	0	9,789	9,789
250 EMPLOYER PAYROLL EXPENSES	149,740	131,900	133,169	141,452	141,452
290 GENERAL & MERIT INCREASE	0	0	24,252	24,879	24,879

* PERSONAL SERVICES	848,715	795,001	826,243	822,021	822,021
300 OPERATING EXPENSES	798	204	1,716	380	380
310 PROFESSIONAL SERVICES	2,504	2,457	500	500	500
400 TRAVEL AND PER DIEM	-548	3,174	6,096	9,256	9,256
410 COMMUNICATION SERVICE	26,754	25,978	32,840	32,800	32,800
420 TRANSPORTATION	191,173	213,907	212,880	175,000	175,000
430 UTILITY SERVICES	33,185	35,897	41,546	35,000	35,000
440 RENTALS AND LEASES	6,221	4,102	7,109	7,300	7,300
451 UNEMPLOYMENT COMPENSATION	0	4,764	0	0	0
460 REPAIR & MAINTENANCE SERVICES	49,077	35,042	45,893	49,519	49,519
465 STORM REPAIR & MAINTENANCE	1,064	924	700	700	700
470 PRINTING & BINDING	833	471	2,150	2,150	2,150
480 SCHOOL & TRAINING	34,330	34,202	29,589	34,040	34,040
490 OTHER CURRENT CHARGES & OBLIG	407	441	500	500	500
510 OFFICE SUPPLIES	11,284	4,942	13,375	11,700	11,700
520 OPERATING SUPPLIES	36,665	33,275	39,968	42,575	42,575
540 BOOKS,PUBLICATIONS,SUBS & MEM	736	753	786	1,050	1,050
550 DUPLICATING CHARGES	74	27	500	249	249

* OPERATING EXPENSES	394,557	400,560	436,148	402,719	402,719
630 IMPROVEMENTS OTHER THAN BLDGS	0	0	1,500	0	0
640 MACHINERY AND EQUIPMENT	18,818	15,785	4,685	3,745	3,745

* NON-OPERATING EXPENSES	18,818	15,785	6,185	3,745	3,745

* TOTAL EXPENSES	1,262,090	1,211,346	1,268,576	1,228,485	1,228,485

FISCAL YEAR 1994-95

BUDGET DETAIL

FUND : 001 GENERAL FUND
 DEPARTMENT : 14 NON DEPARTMENTAL
 DIVISION : 27 NON DEPARTMENTAL
 FUNCTION : 519

OBJ DESCRIPTION	91-92 ACTUAL	92-93 ACTUAL	93-94 BUDGET	94-95 BASE	94-95 APPROVED
120 REGULAR SALARIES	236,510	111,480	0	0	0
140 OVERTIME	177	0	0	0	0
250 EMPLOYER PAYROLL EXPENSES	1,140	1,399	0	0	0
290 GENERAL & MERIT INCREASE	0	0	10,000	10,000	10,000

* PERSONAL SERVICES	237,827	112,879	10,000	10,000	10,000

310 PROFESSIONAL SERVICES	15,772	7,860	250,000	230,000	230,000
340 OTHER CONTRACTUAL SERVICES	13,590	19,510	28,800	28,800	28,800
380 ELECTION FEES	26,549	29,690	85,000	0	0
410 COMMUNICATION SERVICE	3,463	4,138	3,500	3,500	3,500
425 POSTAGE & FREIGHT	0	33,162	38,000	38,000	38,000
430 UTILITY SERVICES	83,476	89,375	90,000	85,000	85,000
455 AWARDS	0	4,342	6,000	6,000	6,000
460 REPAIR & MAINTENANCE SERVICES	16,826	17,615	22,000	22,000	22,000
465 STORM REPAIR & MAINTENANCE	0	86,217	0	0	0
490 OTHER CURRENT CHARGES & OBLIG	191,435	35,898	33,000	40,000	40,000
491 ABATEMENTS- MATERIALS-SUPPLIES	-241,000	0	0	0	0
492 DATA PROCESSING EXPENSE	0	115,649	120,182	126,200	126,200
496 SPECIAL EVENTS	0	4,205	0	25,000	25,000
520 OPERATING SUPPLIES	9,924	971	0	0	0

* OPERATING EXPENSES	120,035	448,632	676,482	604,500	604,500

620 BUILDINGS	0	0	42,785	0	0
630 IMPROVEMENTS OTHER THAN BLDGS	0	0	50,000	50,000	50,000

* NON-OPERATING EXPENSES	0	0	92,785	50,000	50,000

* TOTAL EXPENSES	357,862	561,511	779,267	664,500	664,500

FISCAL YEAR 1994-95

BUDGET DETAIL

FUND : 001 GENERAL FUND
 DEPARTMENT : 72 CONTINGENCY
 DIVISION : 72 CONTINGENCY
 FUNCTION : 582

OBJ DESCRIPTION	91-92 ACTUAL	92-93 ACTUAL	93-94 BUDGET	94-95 BASE	94-95 APPROVED
898 CONTINGENCY	0	0	34,754	100,000	149,543
* NON-OPERATING EXPENSES	0	0	34,754	100,000	149,543
* TOTAL EXPENSES	0	0	34,754	100,000	149,543

FISCAL YEAR 1994-95

BUDGET DETAIL

FUND : 001 GENERAL FUND
 DEPARTMENT : 75 TRANSFERS - OUTS
 DIVISION : 75 TRANSFERS - OUT
 FUNCTION : 581

OBJ DESCRIPTION	91-92 ACTUAL	92-93 ACTUAL	93-94 BUDGET	94-95 BASE	94-95 APPROVED
910 TRANSFERS OUT	234,844	407,200	435,605	407,490	422,340
915 RESIDUAL EQUITY TRANSFER	191,210	0	0	0	0
<hr/>					
* NON-OPERATING EXPENSES	426,054	407,200	435,605	407,490	422,340
<hr/>					
* TOTAL EXPENSES	426,054	407,200	435,605	407,490	422,340

Utilities

SUGGESTED BUDGETS:
OPERATING:

Water Sales	25,000,000
Transfer - Sewer	1,000,000
Sewer Charges	1,000,000
Yielding Fees	80,000
Transfer - Other	30,000
Interest Income	15,000
Re-use Water	25,000
Miscellaneous	100,000

314,876.80

WATER

NON-OPERATING:

Interest Income	400,000
System Development Fund	800,000
Transfer - Other	132,400
Transfer - Sewer	150,000
Transfer - Other	25,000
Transfer - Sewer	100,000
Transfer - Other	1,000,000

327,426.80

&

SUGGESTED BUDGETS:

Administration	100,000
Engineering	100,000
Water Production	100,000
Water Distribution	100,000
Wastewater Treatment	100,000
Wastewater Collection	100,000
Utilities Maintenance	100,000
Plant Service	100,000
Plant Service	100,000
Transfer - Sewer	100,000
Transfer - Sewer	100,000
Transfer - Sewer	100,000
Capital Projects	100,000
E.I.S. Studies	100,000
Research and Development	100,000
Programs	100,000
Contingency	100,000
Operating Contingency	100,000
Depreciation	100,000

317,447.78

SEWER

FUND

SUGGESTED CASH FLOW

327,426.80

**FISCAL YEAR 1995
WATER/SEWER FUND
STATEMENT OF CASH FLOW**

BUDGETED REVENUES:

OPERATING:

Water Sales	\$6,980,000
3% Water Rate Increase	209,400
Sewer Charges	7,358,400
Tapping Fees	90,000
Connection Charges	30,000
Installation Fees	15,000
Re-Use Water	35,000
Miscellaneous	150,000

\$14,876,800

NON-OPERATING:

Interest Income	\$ 400,000
System Development Chgs	600,000
Transfer - Streets Fund	132,400
Transfer - Utility Tax	253,700
Transfer - Stormwater	25,000
Transfer - Moorings Bay	108,600
Beginning Cash	1,050,000

\$ 2,469,700

\$17,446,500

BUDGETED EXPENDITURES:

Administration	\$ 433,564
Engineering	491,955
Water Production	2,587,224
Water Distribution	908,626
Wastewater Treatment	1,308,511
Wastewater Collection	597,431
Utilities Maintenance	1,127,486
Debt Service Principal	1,545,000
Debt Service Interest	1,977,645
Transfer -General Fund Admin.	1,191,000
Transfer -Pmt in Lieu of Taxes	1,013,700
Transfer - Self Insurance	357,710
Capital Projects:	
C.I.P. Program	3,023,140
Repair and Replacement	669,750
Equipment	9,000
Contingency	100,000
Operating Contingency	100,000
Depreciation	N/A

\$17,441,742

BUDGETED CASH FLOW

\$ 4,758

**FISCAL YEAR 1995
WATER/SEWER FUND
STATEMENT OF REVENUES, EXPENDITURES AND NET INCOME**

BUDGETED REVENUES:

OPERATING:

Water Sales	\$6,980,000	
3% Water Rate Increase	209,400	
Sewer Charges	7,358,400	
Tapping Fees	90,000	
Connection Charges	30,000	
Installation Fees	15,000	
Re-Use Water	35,000	
Miscellaneous	150,000	
		\$14,867,800

NON-OPERATING:

Interest Income	\$ 400,000	
System Development Chgs	N/A	
Transfer - Streets Fund	N/A	
Transfer - Utility Tax	N/A	
Transfer - Stormwater	N/A	
Transfer - Moorings Bay	N/A	
Beginning Cash	N/A	
		\$ 400,000
		\$15,267,800

BUDGETED EXPENDITURES:

Administration	\$ 433,564	
Engineering	491,845	
Water Production	2,587,224	
Water Distribution	908,626	
Wastewater Treatment	1,308,511	
Wastewater Collection	597,431	
Utilities Maintenance	1,127,486	
Debt Service Principal	N/A	
Debt Service Interest	1,977,645	
Transfer -General Fund Admin.	1,191,000	
Transfer -Pmt in Lieu of Taxes	1,013,700	
Transfer - Self Insurance	357,710	
Capital Projects:		
C.I.P. Program	N/A	
Repair and Replacement	N/A	
Equipment	N/A	
Contingency	N/A	
Operating Contingency	100,000	
Depreciation	3,000,000	
		\$15,094,742

BUDGETED NET INCOME

\$ 173,058

NOTE: Budget schedule prepared on the full accrual accounting basis, consistent with preparation of annual audit report.

**FISCAL YEAR 1995
WATER & SEWER FUND
DEBT SERVICE COVERAGE CALCULATION
(\$000'S OMITTED)**

OPERATING REVENUES		\$14,868
OPERATING EXPENSES:		
WATER SYSTEM:		
WATER PRODUCTION	\$2,587	
WATER DISTRIBUTION	909	
SEWER SYSTEM:		
WASTEWATER TREATMENT	1,309	
WASTEWATER COLLECTION	597	
UTILITIES MAINTENANCE	1,127	
ADMINISTRATION	434	
ENGINEERING	492	
SELF-INSURANCE	358	
		<u>7,813</u>
OPERATING INCOME		\$ 7,055
OTHER INCOME:		
INTEREST INCOME	400	
SYSTEM DEVELOPMENT (1)	N/A	
		<u>400</u>
NET REVENUES AVAILABLE FOR DEBT SERVICE, RENEWAL & REPLACEMENT, INTERFUND TRANSFER & CAPITAL REQUIREMENTS		<u>\$ 7,455</u>
DEBT SERVICE REQUIREMENTS		3,523
DEBT SERVICE COVERAGE (1)		2.12
INTERFUND TRANSFER (2)		2,205

- (1) City of Naples Bond covenants require debt service coverage of 1.35, exclusive of system development revenues.
- (2) Administrative overhead allocation payment to the General Fund, plus payment-in-lieu-of-taxes (PILOT).

**WATER & SEWER FUND
REVENUE SUMMARY**

	ACTUAL <u>1991-92</u>	ACTUAL <u>1992-93</u>	ESTIMATED <u>1993-94</u>	BUDGETED <u>1993-94</u>	APPROVED <u>1994-95</u>
WATER:					
WATER SALES	\$6,067,437	\$6,365,245	\$6,250,000	\$6,750,200	\$6,643,500
WATER SURCHARGE	480,189	538,341	530,000	500,000	545,900
HYDRANT	9,113	6,377	10,000	8,000	9,000
TAPPING FEES	63,770	91,150	90,000	75,000	90,000
INSTALLATION FEES	17,375	12,590	15,000	15,000	15,000
CONNECTION CHARGES	29,314	29,201	5,000	25,000	25,000
DELINQUENT FEES	0	55,472	60,000	0	60,000
MISCELLANEOUS	183,510	31,769	600,000	20,500	84,000
TOTAL WATER	\$6,850,708	\$7,130,145	\$7,560,000	\$7,393,700	\$7,472,400
SEWER:					
SERVICE CHARGES	\$5,160,952	\$6,083,783	\$6,000,000	\$6,410,700	\$6,944,000
SEWER SURCHARGE	311,544	371,747	370,000	350,000	414,400
CONNECTION CHARGES	21,037	983	1,000	10,000	5,000
INSPECTION	1,400	1,014	1,000	1,500	1,000
RE-USE WATER	31,866	24,995	30,000	25,000	35,000
MISCELLANEOUS	3,459	14,366	5,000	0	5,000
TOTAL SEWER	\$5,530,258	\$6,496,888	\$6,407,000	\$6,797,200	\$7,404,400
NON-OPERATING:					
SYSTEM DEVELOPMENT	\$483,803	\$570,466	\$600,000	\$500,000	\$600,000
INTEREST INCOME	361,056	502,404	500,000	350,000	400,000
FUND TRANSFERS	113,638	325,301	516,950	516,950	519,700
BOND PROCEEDS	116,114	1,129,217	0	0	0
BEGINNING CASH	0	0	0	0	1,050,000
NON-OPERATING	<u>\$1,074,611</u>	<u>\$2,527,388</u>	<u>\$1,616,950</u>	<u>\$1,366,950</u>	<u>\$2,569,700</u>
TOTAL WATER & SEWER	<u><u>\$13,455,577</u></u>	<u><u>\$16,154,421</u></u>	<u><u>\$15,583,950</u></u>	<u><u>\$15,557,850</u></u>	<u><u>\$17,446,500</u></u>

WATER & SEWER FUND
REVENUE SUMMARY

APPROVED 1984-85	BUDGETED 1983-84	ESTIMATED 1983-84	ACTUAL 1983-84	ACTUAL 1983-84	
					WATER:
\$2,642,500	\$2,750,000	\$2,280,000	\$2,367,245	\$2,087,837	WATER SALES
648,500	500,000	500,000	558,341	480,189	WATER SURCHARGE
8,000	8,000	10,000	6,377	8,213	HYDRANT
50,000	72,000	80,000	87,150	69,770	TAPPING FEES
18,000	15,000	18,000	13,840	13,375	INSTALLATION FEES
58,000	38,000	5,000	28,501	28,314	CONNECTION CHARGES
80,000	0	0	0	0	DELINQUENT FEES
84,000	20,500			188,571	MISCELLANEOUS
\$7,412,400	\$7,365,700	\$7,116,000	\$7,116,000	\$6,700,000	TOTAL WATER
					SEWER:
\$2,844,000	\$2,410,700	\$2,180,000	\$2,180,000	\$2,180,000	SERVICE CHARGES
414,000	380,000	380,000	380,000	311,200	SEWER SURCHARGE
5,000	10,000	10,000	889	21,937	CONNECTION CHARGES
1,000	1,500	1,000	1,000	1,400	INSPECTION
38,000	28,000	30,000	24,882	21,848	RE-USE WATER
5,000	0	2,000	1,438	2,432	MISCELLANEOUS
\$7,404,400	\$8,187,200	\$8,307,000	\$8,307,000	\$8,230,738	TOTAL SEWER
					NON-OPERATING:
\$200,000	\$200,000	\$200,000	\$200,000	\$283,503	SYSTEM DEVELOPMENT
400,000	380,000	500,000	500,000	397,095	INTEREST INCOME
210,700	278,850	218,800	228,201	119,508	FUND TRANSFERS
0	0	0	1,282,171	118,114	BOND PROCEEDS
1,030,000	0	0	0	0	BEGINNING CASH
\$2,887,700	\$3,358,850	\$3,518,800	\$3,518,800	\$3,071,111	NON-OPERATING
<u>\$17,348,500</u>	<u>\$17,523,750</u>	<u>\$17,593,800</u>	<u>\$17,514,800</u>	<u>\$17,432,237</u>	TOTAL WATER & SEWER



FISCAL YEAR 1994-95

BUDGET DETAIL

-- FUND SUMMARY BY OBJECT CODE --

FUND: 420 WATER & SEWER FUND

OBJ DESCRIPTION	91-92 ACTUAL	92-93 ACTUAL	93-94 BUDGET	94-95 BASE	94-95 APPROVED
120 REGULAR SALARIES	2,681,125	2,670,670	2,779,930	2,858,941	2,859,818
130 OTHER SALARIES AND WAGES	338	1,002	8,500	8,500	8,500
140 OVERTIME	102,436	122,030	121,220	121,220	121,220
250 EMPLOYER PAYROLL EXPENSES	591,165	574,821	631,129	665,340	665,436
290 GENERAL & MERIT INCREASE	0	0	120,760	115,549	115,585

* PERSONAL SERVICES	3,375,064	3,368,523	3,661,539	3,769,550	3,770,559
300 OPERATING EXPENSES	22,678	15,764	18,500	15,000	15,000
305 COUNTY LANDFILL	8,875	5,031	9,880	7,500	7,500
307 SMALL TOOLS & MINOR EQUIPMENT	0	8,157	6,450	6,950	6,950
309 BAD DEBT EXPENSE	31,458	61,579	0	0	0
310 PROFESSIONAL SERVICES	50,445	28,844	24,500	28,500	28,500
316 MEDICAL SERVICES	0	191	10,000	2,400	2,400
340 OTHER CONTRACTUAL SERVICES	94,057	133,799	110,000	110,000	110,000
390 AUTO MILEAGE	839	804	0	500	500
400 TRAVEL AND PER DIEM	1,535	5,364	6,500	6,729	6,729
410 COMMUNICATION SERVICE	16,596	12,122	20,200	24,350	24,350
411 TELEPHONE, FAX & MODEM COMMUN	0	8,578	5,000	4,300	4,300
412 RADIO COMMUNICATIONS	0	1,645	3,740	2,750	2,750
420 TRANSPORTATION	168,314	173,729	171,494	164,400	164,400
425 POSTAGE & FREIGHT	0	974	1,650	1,700	1,700
430 UTILITY SERVICES	1,030,487	1,090,366	1,091,500	1,104,440	1,104,440
440 RENTALS AND LEASES	13,506	436	350	1,850	1,850
442 EQUIPMENT RENTAL	0	5,672	12,200	11,500	11,500
444 VEHICLE RENTAL	0	0	200	0	0
451 UNEMPLOYMENT COMPENSATION	0	17,037	0	0	0
460 REPAIR & MAINTENANCE SERVICES	176,548	39,588	72,800	83,843	83,843
461 UTILITIES MAINTENANCE	888,488	1,058,521	0	0	0
462 BUILDING & GROUNDS MAINTENANCE	0	10,964	22,000	18,000	18,000
463 EQUIP MAINT CONTRACTS	0	695	10,800	10,800	10,800
464 EQUIPMENT MAINTENANCE	0	93,912	68,000	70,200	70,200
465 STORM REPAIR & MAINTENANCE	0	18,923	0	0	0
466 OTHER MAINTENANCE	0	3,464	6,000	6,000	6,000
470 PRINTING & BINDING	431	1,180	3,000	2,850	2,850
472 ADVERTISING (NON LEGAL)	0	0	5,000	5,000	5,000
475 DOCUMENTATION (PHOTO/VIDEO)	0	209	650	400	400
480 SCHOOL & TRAINING	5,961	9,337	15,200	17,000	17,000
481 SAFETY PROGRAM	0	348	2,350	2,250	2,250
490 OTHER CURRENT CHARGES & OBLIG	7,062	6,287	9,750	10,000	10,000
492 DATA PROCESSING EXPENSE	0	79,099	80,122	84,130	<u>84,130</u>

FISCAL YEAR 1994-95

BUDGET DETAIL

-- FUND SUMMARY BY OBJECT CODE --

FUND: 420 WATER & SEWER FUND

CONTINUED

OBJ DESCRIPTION	91-92 ACTUAL	92-93 ACTUAL	93-94 BUDGET	94-95 BASE	94-95 APPROVED
495 EMPLOYEE DEVELOPMENT	0	193	1,150	1,450	1,450
510 OFFICE SUPPLIES	6,156	6,693	5,150	3,850	3,850
511 STATIONARY & PAPER PRODUCTS	0	277	1,050	2,500	2,500
512 OTHER OFFICE SUPPLIES	0	1,002	1,000	500	500
513 OFFICE EQUIP UNDER \$250	0	1,966	2,450	1,050	1,050
517 NEW INSTALLATION	0	0	45,000	35,000	35,000
518 REPAIR SUPPLIES	0	0	45,000	70,600	70,600
520 OPERATING SUPPLIES	321,504	205,696	74,160	98,550	98,550
522 FUEL	0	1,682	35,000	30,000	30,000
523 OIL & LUBE	0	3,447	8,250	5,550	5,550
527 UNIFORMS	0	18,727	22,570	26,050	26,050
531 OTHER CLOTHING	0	6,625	11,280	8,350	8,350
534 REPAIRS - ROADS	0	37,216	20,000	27,000	27,000
535 JANITORIAL SUPPLIES	0	918	3,150	2,150	3,050
540 BOOKS,PUBLICATIONS,SUBS & MEM	3,401	4,901	5,540	6,100	5,200
550 DUPLICATING CHARGES	3,302	4,237	7,400	5,500	5,500
560 SAFETY	0	8,706	17,700	15,750	15,750
580 CHEMICALS	792,626	889,435	1,194,000	1,540,946	1,540,946
590 DEPRECIATION	1,879,743	2,262,888	0	0	0

* OPERATING EXPENSES	5,524,012	6,347,228	3,287,686	3,684,238	3,684,238
610 LAND AQUISITION	0	0	30,000	35,000	35,000
620 BUILDINGS	0	0	201,570	0	0
630 IMPROVEMENTS OTHER THAN BLDGS	0	0	767,864	1,742,500	1,871,100
636 METERS & MAINS	0	0	767,638	56,000	56,000
638 LATERALS & MAINS	0	0	967,320	10,000	10,000
640 MACHINERY AND EQUIPMENT	0	10,646	1,750,020	1,582,190	1,582,190
644 LIFT STATION EQUIPMENT	0	0	69,635	0	0
646 COMPUTER EQUIPMENT	0	0	0	23,000	23,000
647 COMPUTER SOFTWARE	0	0	0	6,100	6,100
648 FURNITURES & FIXTURES	0	0	5,000	0	0
670 VEHICLES	0	0	215,635	118,500	118,500
700 DEBT SERVICE	2,167,468	2,021,747	3,019,518	3,522,645	3,522,645
702 BOND AMORTIZATION EXPENSE	0	42,769	0	0	0
703 AMORTIZED BOND SALE EXPENSE	0	34,016	60,000	0	0
705 EXTRAORDINARY LOSS ON DEBT EXT	1,223,015	180,202	0	0	0
709 CURRENT YEAR BOND EXPENSE	0	38,466	0	0	0
898 CONTINGENCY	0	0	100,000	100,000	100,000
899 CAPITAL CONTINGENCY	0	0	79,590	100,000	100,000
910 TRANSFERS OUT	429,854	1,623,067	1,318,770	1,461,005	1,548,710
915 RESIDUAL EQUITY TRANSFER	13,530	0	0	0	0

FISCAL YEAR 1994-95

BUDGET DETAIL

-- FUND SUMMARY BY OBJECT CODE --

FUND: 420 WATER & SEWER FUND

CONTINUED

OBJ DESCRIPTION	91-92 ACTUAL	92-93 ACTUAL	93-94 BUDGET	94-95 BASE	94-95 APPROVED
916 PAYMENTS IN LIEU OF TAXES	1,185,000	1,012,188	957,800	1,013,700	1,013,700
952 LOSS ON SALES	1,881	0	0	0	0
* NON-OPERATING EXPENSES	5,020,748	4,963,101	10,310,360	9,770,640	9,986,945
* TOTAL EXPENSES	13,919,824	14,678,852	17,259,585	17,224,428	17,441,742

FISCAL YEAR 1994-95

BUDGET DETAIL

-- FUND SUMMARY --

FUND: 420 WATER & SEWER FUND

	#	JOB TITLE	1994-95 APPROVED BUDGET
07 ENGINEERING / ADMIN & DESIGN			
	1	ENGINEERING MANAGER	51,500
	1	CIVIL ENGINEER	44,352
	1	UTILITIES ENGINEER	40,794
	1	CONST. PROJECT COORDINATOR	36,050
	3	SR. ENGINEERING TECH	102,211
	2	UTILITIES INSPECTOR	53,468
	1	ADMINISTRATIVE ASSISTANT II	21,123
	1	ADMINISTRATIVE ASSISTANT I	17,541
30 WATER PRODUCTION			
	1	OPERATIONS SUPT	44,201
	1	WATER TREATMENT SUPERVISOR	33,538
	1	ADMINISTRATIVE ASST. I	18,603
	4	WATER PLANT OPERATOR IV	129,194
	4	WATER PLANT OPERATOR III	118,297
	1	WATER PLANT OPERATOR II	26,833
	1	WATER PLANT OPERATOR I TRAINEE	19,524
	1	EQUIPMENT OPERATOR III	23,494
	1	SERVICE WORKER III	17,551
	1	SERVICE WORKER II	18,398
31 WATER DISTRIBUTION			
	1	UTILITIES SERVICES SUPT.	34,976
	1	DISTRIBUTION SUPV.	36,082
	1	ADMINISTRATIVE ASSISTANT I	17,882
	1	EQUIPMENT OPERATOR IV	27,898
	4	CREW LEADER III	105,651
	1	UTILITIES LOCATOR	23,674
	1	CROSS CONNECTION CONTROL TECH	24,383
	1	INVENTORY CONTROL CLERK	19,699
	1	STOREKEEPER	21,116
	10	SERVICE WORKER III	198,630
32 UTILITIES - ADMIN			
	1	UTILITIES DIRECTOR	61,500
	2	UTILITIES ANALYST	55,252
	1	UTILITIES PERMIT COORDINATOR	22,985
	1	ADMINISTRATIVE ASSISTANT II	20,890
	1	CLERK TYPIST	15,195
37 WASTEWATER TREATMENT			
	1	TREATMENT PLANT SUPERVISOR	39,810

FISCAL YEAR 1994-95

BUDGET DETAIL

-- FUND SUMMARY --

FUND: 420 WATER & SEWER FUND

	1994-95 APPROVED
# JOB TITLE	BUDGET
4 W.W. PLANT OPERATOR IV	121,301
2 W.W. PLANT OPERATOR III	54,908
3 W.W. PLANT OPERATOR II	77,118
1 LAB SUPERVISOR	41,845
1 MICROBIOLOGIST	28,195
1 FIELD & LAB TECH	24,584
1 CHEMIST	27,374
1 INDUSTRIAL WASTE TECH	29,111
1 EQUIPMENT OPERATOR III	23,675
1 CENTRIFUGE & PRESS OPERATOR	28,097
1 SERVICE WORKER II	20,436
1 SERVICE WORKER I	14,757
 38 WASTEWATER COLLECTION	
1 COLLECTION SUPERVISOR	27,699
1 UTILITY COORDINATOR	32,241
1 EQUIPMENT OPERATOR IV	27,898
1 EQUIPMENT OPERATOR II	18,768
3 CREW LEADER III	76,760
1 TRADESWORKER	21,507
7 SERVICE WORKER III	139,508
 60 UTILITIES MAINTENANCE	
1 UTILITIES MAINT SUPERINTENDEN	42,560
2 UTILITY MAINT FOREMAN	53,713
4 UTILITY MAINT TECHNICIAN	112,553
7 UTILITY MAINT MECHANIC	142,524
3 INSTRUMENT TECHNICIAN	79,631
1 SERVICE WORKER III	17,040
1 SERVICE WORKER I	14,757
1 ADMINISTRATIVE ASSISTANT I	18,963
 109 TOTAL AUTHORIZED POSITIONS	 2,859,818
 REGULAR SALARIES	 2,859,818
OTHER SALARIES AND WAGES	8,500
OVERTIME	121,220
EMPLOYER PAYROLL EXPENSES	665,436
GENERAL & MERIT INCREASE	115,585

	3,770,559

BUDGET DETAIL

--- FUND CEMETERY ---

RUNNY: 420 WATER & SEWER FUND

1994-95 APPROVED

BUDGET

9 JOB TITLE

151,301	4 W.U. PLANT OPERATOR IV
24,208	3 W.U. PLANT OPERATOR III
77,118	3 W.U. PLANT OPERATOR II
41,843	1 LAB SUPERVISOR
28,122	1 MICROBIOLOGIST
24,284	1 FIELD & LAB TECH
27,244	1 CHEMIST
22,111	1 INDUSTRIAL WASTE TECH
23,472	1 EQUIPMENT OPERATOR III
28,092	1 CENTRIFUGAL PRESS OPERATOR
20,438	1 SERVICE WORKER III
14,277	1



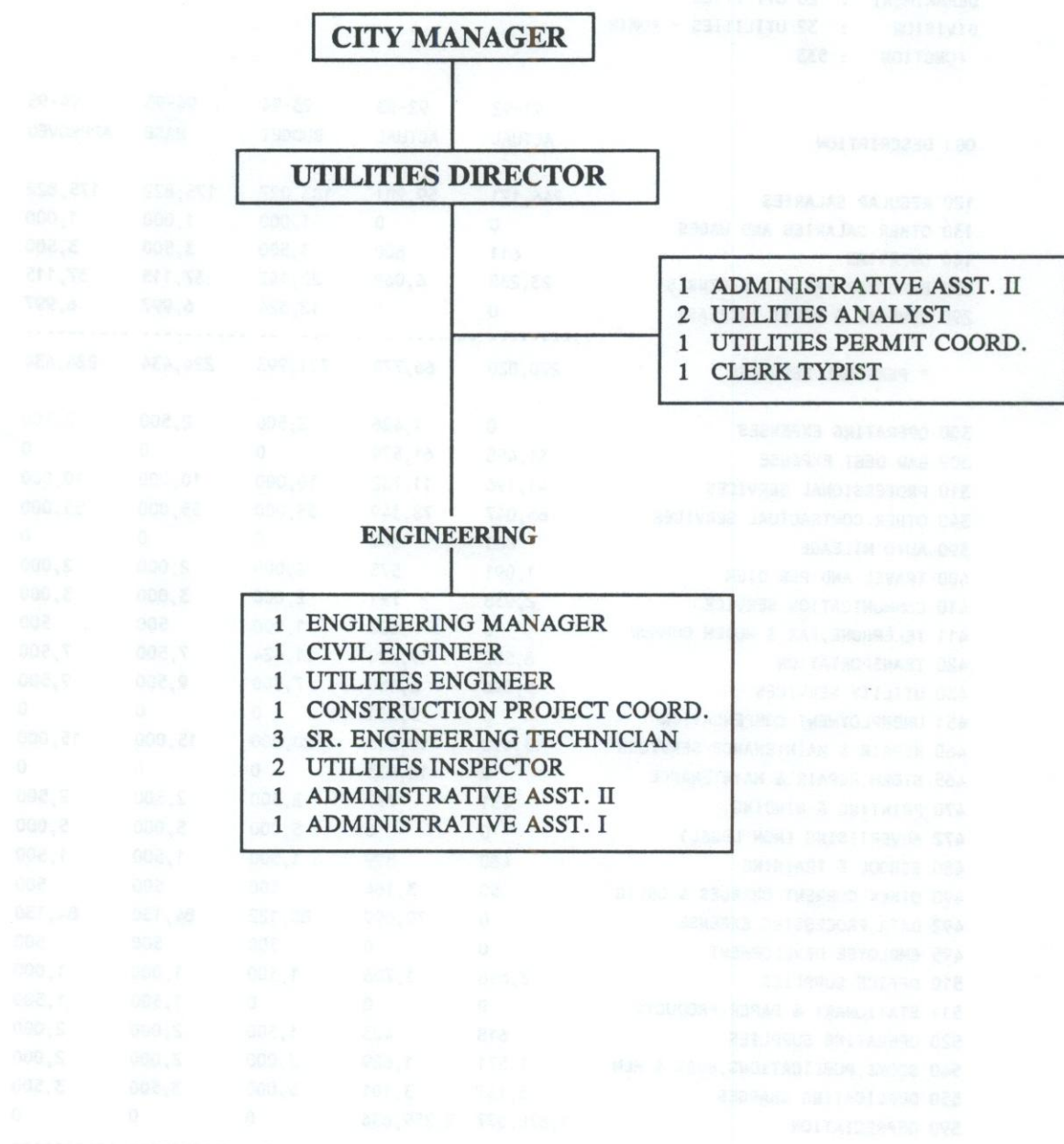
30 WASTEWATER COLLECTION

43,200	1 UTILITY WORKER III
22,712	2 UTILITY MAINT WORKER
112,822	4 UTILITY MAINT TECHNICIAN
142,322	7 UTILITY MAINT MECHANIC
70,421	3 TREATMENT TECHNICIAN
17,040	1 SERVICE WORKER III
14,277	1 SERVICE WORKER I
10,262	1 ADMINISTRATIVE ASSISTANT I
5,820,318	100 TOTAL AUTHORIZED POSITIONS

60 UTILITIES MAINTENANCE

5,880,318	REGULAR SALARIES
8,200	OTHER SALARIES AND WAGES
151,250	OVERTIME
604,220	EMPLOYER PAYROLL EXPENSES
112,762	GENERAL & BENEFIT INCREASE
2,770,229	

UTILITIES ADMINISTRATION & ENGINEERING



AUTHORIZED PERSONNEL:

	1994 BUDGET	1995 BASE BUDGET	1995 DEPT REQUEST	1995 APPROVED BUDGET
UTILITIES ADMIN.	7	7	6	6
ENGINEERING	9	9	11	11

FISCAL YEAR 1994-95

BUDGET DETAIL

FUND : 420 WATER & SEWER FUND
 DEPARTMENT : 20 UTILITIES
 DIVISION : 32 UTILITIES - ADMIN
 FUNCTION : 533

OBJ DESCRIPTION	91-92 ACTUAL	92-93 ACTUAL	93-94 BUDGET	94-95 BASE	94-95 APPROVED
120 REGULAR SALARIES	246,171	59,901	183,027	175,822	175,822
130 OTHER SALARIES AND WAGES	0	0	1,000	1,000	1,000
140 OVERTIME	611	800	3,500	3,500	3,500
250 EMPLOYER PAYROLL EXPENSES	23,238	6,069	22,142	37,115	37,115
290 GENERAL & MERIT INCREASE	0	0	12,324	6,997	6,997

* PERSONAL SERVICES	270,020	66,770	221,993	224,434	224,434
300 OPERATING EXPENSES	0	1,426	2,500	2,500	2,500
309 BAD DEBT EXPENSE	31,458	61,579	0	0	0
310 PROFESSIONAL SERVICES	41,196	11,732	10,000	10,000	10,000
340 OTHER CONTRACTUAL SERVICES	65,047	78,149	55,000	55,000	55,000
390 AUTO MILEAGE	823	302	0	0	0
400 TRAVEL AND PER DIEM	1,091	575	2,000	2,000	2,000
410 COMMUNICATION SERVICE	2,938	791	2,000	3,000	3,000
411 TELEPHONE, FAX & MODEM COMMUN	0	620	1,000	500	500
420 TRANSPORTATION	8,582	9,420	11,424	7,500	7,500
430 UTILITY SERVICES	5,596	6,480	7,500	9,500	9,500
451 UNEMPLOYMENT COMPENSATION	0	5,281	0	0	0
460 REPAIR & MAINTENANCE SERVICES	13,498	10,205	20,000	15,000	15,000
465 STORM REPAIR & MAINTENANCE	0	18,923	0	0	0
470 PRINTING & BINDING	431	797	2,500	2,500	2,500
472 ADVERTISING (NON LEGAL)	0	0	5,000	5,000	5,000
480 SCHOOL & TRAINING	480	899	1,500	1,500	1,500
490 OTHER CURRENT CHARGES & OBLIG	50	3,184	500	500	500
492 DATA PROCESSING EXPENSE	0	79,099	80,122	84,130	84,130
495 EMPLOYEE DEVELOPMENT	0	0	500	500	500
510 OFFICE SUPPLIES	2,656	1,706	1,500	1,000	1,000
511 STATIONARY & PAPER PRODUCTS	0	0	0	1,500	1,500
520 OPERATING SUPPLIES	618	423	1,500	2,000	2,000
540 BOOKS, PUBLICATIONS, SUBS & MEM	1,571	1,629	2,000	2,000	2,000
550 DUPLICATING CHARGES	3,147	3,101	5,000	3,500	3,500
590 DEPRECIATION	1,878,077	2,259,636	0	0	0

* OPERATING EXPENSES	2,057,259	2,555,957	211,546	209,130	209,130
620 BUILDINGS	0	0	10,000	0	0
640 MACHINERY AND EQUIPMENT	0	0	5,000	0	0
700 DEBT SERVICE	2,167,468	2,021,747	3,019,518	3,522,645	3,522,645
702 BOND AMORTIZATION EXPENSE	0	42,769	0	0	0
703 AMORTIZED BOND SALE EXPENSE	0	34,016	60,000	0	0

FISCAL YEAR 1994-95

BUDGET DETAIL

FUND : 420 WATER & SEWER FUND
 DEPARTMENT : 20 UTILITIES
 DIVISION : 32 UTILITIES - ADMIN
 FUNCTION : 533

CONTINUED

OBJ DESCRIPTION	91-92 ACTUAL	92-93 ACTUAL	93-94 BUDGET	94-95 BASE	94-95 APPROVED
705 EXTRAORDINARY LOSS ON DEBT EXT	1,223,015	180,202	0	0	0
709 CURRENT YEAR BOND EXPENSE	0	38,466	0	0	0
898 CONTINGENCY	0	0	100,000	100,000	100,000
899 CAPITAL CONTINGENCY	0	0	79,590	100,000	100,000
910 TRANSFERS OUT	429,854	1,623,067	1,318,770	1,461,005	1,548,710
915 RESIDUAL EQUITY TRANSFER	13,530	0	0	0	0
916 PAYMENTS IN LIEU OF TAXES	1,185,000	1,012,188	957,800	1,013,700	1,013,700
952 LOSS ON SALES	1,881	0	0	0	0
<hr/>					
* NON-OPERATING EXPENSES	5,020,748	4,952,455	5,550,678	6,197,350	6,285,055
<hr/>					
* TOTAL EXPENSES	7,348,027	7,575,182	5,984,217	6,630,914	6,718,619

FISCAL YEAR 1994-95

BUDGET DETAIL

FUND : 420 WATER & SEWER FUND
 DEPARTMENT : 20 UTILITIES
 DIVISION : 07 ENGINEERING / ADMIN & DESIGN
 FUNCTION : 533

OBJ DESCRIPTION	91-92 ACTUAL	92-93 ACTUAL	93-94 BUDGET	94-95 BASE	94-95 APPROVED
120 REGULAR SALARIES	197,216	217,102	292,270	367,039	367,039
140 OVERTIME	2,431	1,552	4,000	4,000	4,000
250 EMPLOYER PAYROLL EXPENSES	37,160	36,731	58,264	72,687	72,687
290 GENERAL & MERIT INCREASE	0	0	12,184	15,079	15,079

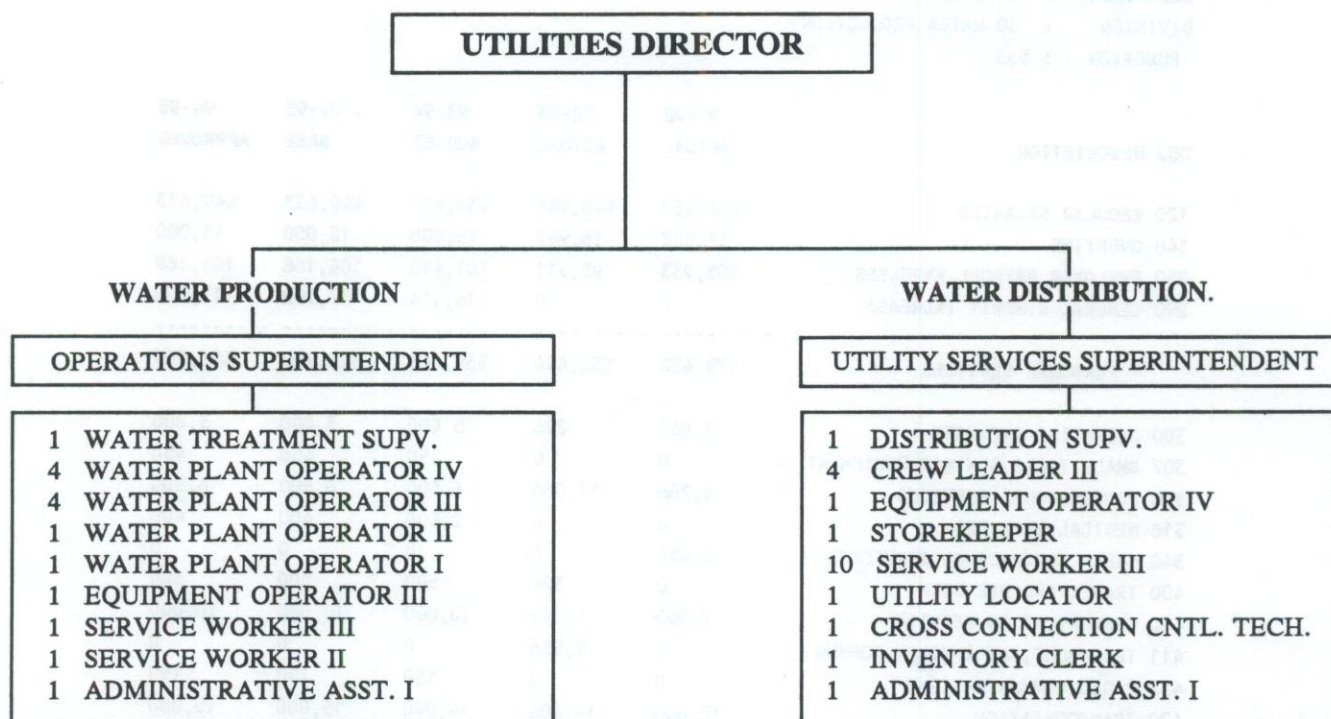
* PERSONAL SERVICES	236,807	255,385	366,718	458,805	458,805
300 OPERATING EXPENSES	704	490	1,000	1,000	1,000
340 OTHER CONTRACTUAL SERVICES	1,600	10,231	10,000	10,000	10,000
390 AUTO MILEAGE	16	502	0	500	500
400 TRAVEL AND PER DIEM	409	119	1,000	1,000	1,000
410 COMMUNICATION SERVICE	1,417	3,681	2,500	3,200	3,200
420 TRANSPORTATION	3,000	3,357	5,352	5,000	5,000
460 REPAIR & MAINTENANCE SERVICES	677	208	500	500	500
480 SCHOOL & TRAINING	0	145	1,200	2,500	2,500
490 OTHER CURRENT CHARGES & OBLIG	11	506	400	0	0
510 OFFICE SUPPLIES	634	1,538	2,000	1,000	1,000
520 OPERATING SUPPLIES	4,345	4,340	4,800	4,500	4,500
527 UNIFORMS	0	0	0	650	650
531 OTHER CLOTHING	0	0	0	250	250
540 BOOKS,PUBLICATIONS,SUBS & MEM	943	1,443	1,440	1,000	1,000
550 DUPLICATING CHARGES	155	1,120	2,000	2,000	2,000
560 SAFETY	0	0	0	50	50

* OPERATING EXPENSES	13,911	27,680	32,192	33,150	33,150
630 IMPROVEMENTS OTHER THAN BLDGS	0	0	14,000	0	0
640 MACHINERY AND EQUIPMENT	0	0	67,492	10,000	10,000
646 COMPUTER EQUIPMENT	0	0	0	23,000	23,000
647 COMPUTER SOFTWARE	0	0	0	6,100	6,100
670 VEHICLES	0	0	0	16,500	16,500

* NON-OPERATING EXPENSES	0	0	81,492	55,600	55,600

* TOTAL EXPENSES	250,718	283,065	480,402	547,555	547,555

UTILITIES WATER



AUTHORIZED PERSONNEL:

	1994 BUDGET	1995 BASE BUDGET	1995 DEPT REQUEST	1995 APPROVED BUDGET
WATER PRODUCTION	16	16	16	16
WATER DISTRIBUTION	24	24	22	22

FISCAL YEAR 1994-95

BUDGET DETAIL

FUND : 420 WATER & SEWER FUND
 DEPARTMENT : 20 UTILITIES
 DIVISION : 30 WATER PRODUCTION
 FUNCTION : 533

OBJ DESCRIPTION	91-92 ACTUAL	92-93 ACTUAL	93-94 BUDGET	94-95 BASE	94-95 APPROVED
120 REGULAR SALARIES	450,487	440,986	434,471	449,633	449,633
140 OVERTIME	17,002	18,947	15,000	15,000	15,000
250 EMPLOYER PAYROLL EXPENSES	105,933	98,511	101,418	104,168	104,168
290 GENERAL & MERIT INCREASE	0	0	18,114	17,998	17,998

* PERSONAL SERVICES	573,422	558,444	569,003	586,799	586,799

300 OPERATING EXPENSES	3,665	296	5,000	3,000	3,000
307 SMALL TOOLS & MINOR EQUIPMENT	0	0	450	450	450
310 PROFESSIONAL SERVICES	4,266	11,086	6,500	6,500	6,500
316 MEDICAL SERVICES	0	0	2,400	400	400
340 OTHER CONTRACTUAL SERVICES	2,450	0	0	0	0
400 TRAVEL AND PER DIEM	0	394	500	500	500
410 COMMUNICATION SERVICE	7,940	1,349	10,000	10,000	10,000
411 TELEPHONE, FAX & MODEM COMMUN	0	5,536	0	0	0
412 RADIO COMMUNICATIONS	0	0	150	150	150
420 TRANSPORTATION	12,640	14,204	14,090	15,000	15,000
425 POSTAGE & FREIGHT	0	69	100	100	100
430 UTILITY SERVICES	730,298	782,291	750,000	750,000	750,000
442 EQUIPMENT RENTAL	0	108	2,000	2,000	2,000
451 UNEMPLOYMENT COMPENSATION	0	6,500	0	0	0
460 REPAIR & MAINTENANCE SERVICES	38,709	2,054	5,000	10,000	10,000
461 UTILITIES MAINTENANCE	382,050	423,408	0	0	0
462 BUILDING & GROUNDS MAINTENANCE	0	6,028	8,000	8,000	8,000
463 EQUIP MAINT CONTRACTS	0	695	800	800	800
464 EQUIPMENT MAINTENANCE	0	21,475	20,000	30,500	30,500
466 OTHER MAINTENANCE	0	0	1,000	1,000	1,000
480 SCHOOL & TRAINING	0	264	500	1,000	1,000
481 SAFETY PROGRAM	0	0	250	250	250
490 OTHER CURRENT CHARGES & OBLIG	68	0	3,000	3,000	3,000
510 OFFICE SUPPLIES	239	308	350	400	400
511 STATIONARY & PAPER PRODUCTS	0	80	250	250	250
520 OPERATING SUPPLIES	8,936	9,746	5,000	12,000	12,000
522 FUEL	0	0	15,000	15,000	15,000
523 OIL & LUBE	0	666	1,000	1,000	1,000
527 UNIFORMS	0	2,994	3,900	3,900	3,900
531 OTHER CLOTHING	0	990	1,500	1,500	1,500
535 JANITORIAL SUPPLIES	0	0	1,000	0	900
540 BOOKS,PUBLICATIONS,SUBS & MEM	51	0	100	1,000	100
560 SAFETY	0	323	3,000	1,000	1,000
580 CHEMICALS	605,853	625,232	775,000	1,121,725	1,121,725

* OPERATING EXPENSES	1,797,165	1,916,096	1,635,840	2,000,425	2,000,425

FISCAL YEAR 1994-95

BUDGET DETAIL

FUND : 420 WATER & SEWER FUND
 DEPARTMENT : 20 UTILITIES
 DIVISION : 30 WATER PRODUCTION
 FUNCTION : 533

CONTINUED

OBJ DESCRIPTION	91-92 ACTUAL	92-93 ACTUAL	93-94 BUDGET	94-95 BASE	94-95 APPROVED
620 BUILDINGS	0	0	7,500	0	0
640 MACHINERY AND EQUIPMENT	0	0	3,000	0	0
648 FURNITURES & FIXTURES	0	0	1,000	0	0
* NON-OPERATING EXPENSES	0	0	11,500	0	0
* TOTAL EXPENSES	2,370,587	2,474,540	2,216,343	2,587,224	2,587,224

FISCAL YEAR 1994-95

BUDGET DETAIL

FUND : 420 WATER & SEWER FUND
 DEPARTMENT : 20 UTILITIES
 DIVISION : 31 WATER DISTRIBUTION
 FUNCTION : 533

OBJ DESCRIPTION	91-92 ACTUAL	92-93 ACTUAL	93-94 BUDGET	94-95 BASE	94-95 APPROVED
120 REGULAR SALARIES	593,908	532,793	547,916	509,991	509,991
130 OTHER SALARIES AND WAGES	338	1,002	7,500	7,500	7,500
140 OVERTIME	40,528	46,870	42,000	42,000	42,000
250 EMPLOYER PAYROLL EXPENSES	149,455	124,609	137,149	131,421	131,421
290 GENERAL & MERIT INCREASE	0	0	22,844	20,414	20,414
<hr/>					
* PERSONAL SERVICES	784,229	705,274	757,409	711,326	711,326
<hr/>					
300 OPERATING EXPENSES	7,858	2,522	2,500	1,500	1,500
305 COUNTY LANDFILL	4,805	0	0	0	0
307 SMALL TOOLS & MINOR EQUIPMENT	0	690	500	500	500
310 PROFESSIONAL SERVICES	4,983	0	500	0	0
316 MEDICAL SERVICES	0	0	500	500	500
400 TRAVEL AND PER DIEM	0	552	500	1,000	1,000
410 COMMUNICATION SERVICE	2,473	1,340	1,000	1,500	1,500
411 TELEPHONE, FAX & MODEM COMMUN	0	1,114	1,000	550	550
412 RADIO COMMUNICATIONS	0	1,126	1,700	700	700
420 TRANSPORTATION	46,650	41,304	39,408	35,000	35,000
425 POSTAGE & FREIGHT	0	74	400	250	250
430 UTILITY SERVICES	11,418	11,775	8,000	8,500	8,500
440 RENTALS AND LEASES	453	102	100	100	100
442 EQUIPMENT RENTAL	0	465	1,000	500	500
451 UNEMPLOYMENT COMPENSATION	0	4,970	0	0	0
460 REPAIR & MAINTENANCE SERVICES	7,057	318	500	500	500
462 BUILDING & GROUNDS MAINTENANCE	0	528	1,000	1,000	1,000
464 EQUIPMENT MAINTENANCE	0	3,075	2,000	1,000	1,000
470 PRINTING & BINDING	0	86	250	250	250
475 DOCUMENTATION (PHOTO/VIDEO)	0	204	200	100	100
480 SCHOOL & TRAINING	1,196	1,918	4,000	4,000	4,000
481 SAFETY PROGRAM	0	0	300	200	200
490 OTHER CURRENT CHARGES & OBLIG	2,196	1,635	2,500	2,500	2,500
495 EMPLOYEE DEVELOPMENT	0	18	200	500	500
510 OFFICE SUPPLIES	1,170	568	400	400	400
511 STATIONARY & PAPER PRODUCTS	0	37	200	100	100
512 OTHER OFFICE SUPPLIES	0	513	500	100	100
513 OFFICE EQUIP UNDER \$250	0	990	1,000	250	250
517 NEW INSTALLATION	0	0	45,000	35,000	35,000
518 REPAIR SUPPLIES	0	0	45,000	70,600	70,600
520 OPERATING SUPPLIES	192,009	137,521	15,000	5,000	5,000
527 UNIFORMS	0	4,717	5,570	6,000	6,000
531 OTHER CLOTHING	0	2,003	2,780	1,000	1,000

FISCAL YEAR 1994-95

BUDGET DETAIL

FUND : 420 WATER & SEWER FUND CONTINUED
 DEPARTMENT : 20 UTILITIES
 DIVISION : 31 WATER DISTRIBUTION
 FUNCTION : 533

OBJ DESCRIPTION	91-92 ACTUAL	92-93 ACTUAL	93-94 BUDGET	94-95 BASE	94-95 APPROVED
534 REPAIRS - ROADS	0	19,360	10,000	15,000	15,000
535 JANITORIAL SUPPLIES	0	41	200	100	100
540 BOOKS,PUBLICATIONS,SUBS & MEM	0	234	500	500	500
550 DUPLICATING CHARGES	0	0	100	0	0
560 SAFETY	0	4,060	2,500	2,500	2,500
580 CHEMICALS	0	88	500	100	100

* OPERATING EXPENSES	282,268	243,948	197,308	197,300	197,300
640 MACHINERY AND EQUIPMENT	0	0	16,600	0	0
648 FURNITURES & FIXTURES	0	0	2,000	0	0

* NON-OPERATING EXPENSES	0	0	18,600	0	0

* TOTAL EXPENSES	1,066,497	949,222	973,317	908,626	908,626

BUDGET DETAIL

CONTINUED

FUND : 450 WATER & SEWER FUND
 DEPARTMENT : 20 UTILITIES
 DIVISION : 21 WATER DISTRIBUTION
 FUNCTION : 223

01-95	04-95	03-95	02-95	01-95	001 DESCRIPTION
ACTUAL	BASE	BUDGET	ACTUAL	ACTUAL	
0	10,000	10,000	10,250	0	224 REPAIRS - ROADS
0	500	500	41	0	225 JANITORIAL SUPPLIES
0	500	500	234	0	240 BOOKS PUBLICATIONS DISC & MM
0	100	100	0	0	250 DUPLICATING CHARGES
0	2,500	2,500	4,000	0	260 SAFETY
0	100	100	88	0	280 CHEMICALS
<hr/>					
0	107,300	107,300	243,748	282,248	* OPERATING EXPENSES
0	0	18,500	0	0	290 MACHINERY AND EQUIPMENT
0	0	5,000	0	0	300 SUPPLIES & MATERIALS
<hr/>					
0	0	18,500	0	0	* NON-OPERATING EXPENSES
<hr/>					
0	908,858	908,858	1,000,000	1,000,000	* TOTAL EXPENSES



UTILITIES WASTEWATER

UTILITIES DIRECTOR

WASTEWATER TREATMENT

OPERATIONS SUPERINTENDENT

- 1 TREATMENT PLANT SUPV.
- 4 W/W PLANT OPERATOR IV
- 2 W/W PLANT OPERATOR III
- 3 W/W PLANT OPERATOR II
- 1 CENTRIFUGE & PRESS OPR.
- 1 EQUIPMENT OPERATOR III
- 1 SERVICE WORKER II
- 1 SERVICE WORKER I
- 1 INDUSTRIAL W/W TECHNICIAN
- 1 LABORATORY SUPERVISOR
- 1 CHEMIST
- 1 MICROBIOLOGIST
- 1 FIELD & LABORATORY TECH.

WASTEWATER COLLECTION

UTILITY SERVICES SUPT.

- 1 COLLECTION SUPERVISOR
- 1 UTILITIES COORDINATOR
- 3 CREW LEADER III
- 1 EQUIPMENT OPERATOR IV
- 1 EQUIPMENT OPERATOR II
- 7 SERVICE WORKER III
- 1 TRADESWORKER

AUTHORIZED PERSONNEL:

	1994 BUDGET	1995 BASE BDGT	1995 DEPT REQ	1995 APPVD BDGT
WASTEWATER TREATMENT	19	19	19	19
WASTEWATER COLLECT.	15	15	15	15

FISCAL YEAR 1994-95

BUDGET DETAIL

FUND : 420 WATER & SEWER FUND
 DEPARTMENT : 30 UTILITIES
 DIVISION : 37 WASTEWATER TREATMENT
 FUNCTION : 535

OBJ DESCRIPTION	91-92 ACTUAL	92-93 ACTUAL	93-94 BUDGET	94-95 BASE	94-95 APPROVED
120 REGULAR SALARIES	547,666	502,943	518,111	531,211	531,211
140 OVERTIME	14,385	17,737	19,000	19,000	19,000
250 EMPLOYER PAYROLL EXPENSES	119,976	105,914	115,181	119,405	119,405
290 GENERAL & MERIT INCREASE	0	0	21,768	21,562	21,562
<hr/>					
* PERSONAL SERVICES	682,027	626,594	674,060	691,178	691,178
300 OPERATING EXPENSES	2,471	5,976	3,000	3,000	3,000
307 SMALL TOOLS & MINOR EQUIPMENT	0	2,140	1,000	1,000	1,000
310 PROFESSIONAL SERVICES	0	5,756	7,500	12,000	12,000
316 MEDICAL SERVICES	0	170	2,700	0	0
340 OTHER CONTRACTUAL SERVICES	20,549	45,105	45,000	45,000	45,000
400 TRAVEL AND PER DIEM	0	1,117	1,000	729	729
410 COMMUNICATION SERVICE	1,691	3,920	4,200	4,200	4,200
411 TELEPHONE, FAX & MODEM COMMUN	0	1,308	2,000	2,000	2,000
420 TRANSPORTATION	8,021	8,940	8,940	12,500	12,500
425 POSTAGE & FREIGHT	0	280	250	500	500
430 UTILITY SERVICES	130,174	166,578	170,000	168,440	168,440
440 RENTALS AND LEASES	0	334	0	1,000	1,000
442 EQUIPMENT RENTAL	0	0	2,000	2,000	2,000
460 REPAIR & MAINTENANCE SERVICES	19,471	391	6,500	32,343	32,343
461 UTILITIES MAINTENANCE	506,438	635,113	0	0	0
462 BUILDING & GROUNDS MAINTENANCE	0	1,115	5,000	2,000	2,000
464 EQUIPMENT MAINTENANCE	0	14,650	8,000	18,700	18,700
466 OTHER MAINTENANCE	0	2,604	3,000	3,000	3,000
480 SCHOOL & TRAINING	1,756	1,605	2,000	2,000	2,000
481 SAFETY PROGRAM	0	0	500	500	500
490 OTHER CURRENT CHARGES & OBLIG	244	112	0	0	0
495 EMPLOYEE DEVELOPMENT	0	0	250	250	250
510 OFFICE SUPPLIES	641	361	300	300	300
511 STATIONARY & PAPER PRODUCTS	0	160	250	250	250
512 OTHER OFFICE SUPPLIES	0	191	150	150	150
513 OFFICE EQUIP UNDER \$250	0	267	250	250	250
520 OPERATING SUPPLIES	79,762	13,210	4,400	15,000	15,000
522 FUEL	0	0	20,000	15,000	15,000
523 OIL & LUBE	0	1,722	6,000	3,000	3,000
527 UNIFORMS	0	3,294	4,000	4,300	4,300
531 OTHER CLOTHING	0	1,311	2,000	2,000	2,000
535 JANITORIAL SUPPLIES	0	736	1,500	1,500	1,500
540 BOOKS, PUBLICATIONS, SUBS & MEM	368	904	500	500	500
560 SAFETY	0	685	1,800	1,800	1,800

FISCAL YEAR 1994-95

BUDGET DETAIL

FUND : 420 WATER & SEWER FUND
 DEPARTMENT : 30 UTILITIES
 DIVISION : 37 WASTEWATER TREATMENT
 FUNCTION : 535

CONTINUED

OBJ DESCRIPTION	91-92 ACTUAL	92-93 ACTUAL	93-94 BUDGET	94-95 BASE	94-95 APPROVED
580 CHEMICALS	174,022	204,908	268,500	262,121	262,121
* OPERATING EXPENSES	945,608	1,124,963	582,490	617,333	617,333
620 BUILDINGS	0	0	9,000	0	0
640 MACHINERY AND EQUIPMENT	0	0	8,220	0	0
648 FURNITURES & FIXTURES	0	0	2,000	0	0
* NON-OPERATING EXPENSES	0	0	19,220	0	0
* TOTAL EXPENSES	1,627,635	1,751,557	1,275,770	1,308,511	1,308,511

FISCAL YEAR 1994-95

BUDGET DETAIL

FUND : 420 WATER & SEWER FUND
 DEPARTMENT : 30 UTILITIES
 DIVISION : 38 WASTEWATER COLLECTION
 FUNCTION : 535

OBJ DESCRIPTION	91-92 ACTUAL	92-93 ACTUAL	93-94 BUDGET	94-95 BASE	94-95 APPROVED
120 REGULAR SALARIES	318,540	307,319	328,978	343,504	344,381
140 OVERTIME	9,955	11,988	20,000	20,000	20,000
250 EMPLOYER PAYROLL EXPENSES	78,580	69,182	80,059	79,173	79,269
290 GENERAL & MERIT INCREASE	0	0	13,716	13,945	13,981
<hr/>					
* PERSONAL SERVICES	407,075	388,489	442,753	456,622	457,631
300 OPERATING EXPENSES	2,501	649	2,000	1,000	1,000
305 COUNTY LANDFILL	4,070	5,031	9,880	7,500	7,500
307 SMALL TOOLS & MINOR EQUIPMENT	0	1,512	1,500	1,000	1,000
316 MEDICAL SERVICES	0	0	1,550	1,500	1,500
400 TRAVEL AND PER DIEM	0	1,315	1,000	1,000	1,000
410 COMMUNICATION SERVICE	137	0	500	250	250
411 TELEPHONE, FAX & MODEM COMMUN	0	0	1,000	1,000	1,000
412 RADIO COMMUNICATIONS	0	125	1,290	1,000	1,000
420 TRANSPORTATION	44,398	42,276	42,276	60,000	60,000
425 POSTAGE & FREIGHT	0	337	600	500	500
440 RENTALS AND LEASES	0	0	250	0	0
442 EQUIPMENT RENTAL	0	964	1,200	1,000	1,000
444 VEHICLE RENTAL	0	0	200	0	0
451 UNEMPLOYMENT COMPENSATION	0	286	0	0	0
460 REPAIR & MAINTENANCE SERVICES	7,005	173	300	500	500
462 BUILDING & GROUNDS MAINTENANCE	0	265	2,000	1,000	1,000
464 EQUIPMENT MAINTENANCE	0	6,690	8,000	5,000	5,000
470 PRINTING & BINDING	0	86	250	100	100
475 DOCUMENTATION (PHOTO/VIDEO)	0	0	300	100	100
480 SCHOOL & TRAINING	567	1,976	3,000	3,000	3,000
481 SAFETY PROGRAM	0	0	300	300	300
490 OTHER CURRENT CHARGES & OBLIG	3,601	609	2,850	2,500	2,500
495 EMPLOYEE DEVELOPMENT	0	175	200	200	200
510 OFFICE SUPPLIES	259	322	250	250	250
511 STATIONARY & PAPER PRODUCTS	0	0	200	200	200
512 OTHER OFFICE SUPPLIES	0	110	250	150	150
513 OFFICE EQUIP UNDER \$250	0	709	1,000	250	250
520 OPERATING SUPPLIES	26,319	31,576	25,460	20,050	20,050
523 OIL & LUBE	0	0	250	350	350
527 UNIFORMS	0	3,729	4,000	4,500	4,500
531 OTHER CLOTHING	0	815	2,000	1,000	1,000
534 REPAIRS - ROADS	0	17,856	10,000	12,000	12,000
535 JANITORIAL SUPPLIES	0	58	250	100	100
540 BOOKS,PUBLICATIONS,SUBS & MEM	0	0	500	500	500

FISCAL YEAR 1994-95

BUDGET DETAIL


FUND : 420 WATER & SEWER FUND CONTINUED
 DEPARTMENT : 30 UTILITIES
 DIVISION : 38 WASTEWATER COLLECTION
 FUNCTION : 535

OBJ DESCRIPTION	91-92 ACTUAL	92-93 ACTUAL	93-94 BUDGET	94-95 BASE	94-95 APPROVED
550 DUPLICATING CHARGES	0	0	200	0	0
560 SAFETY	0	1,735	5,000	5,000	5,000
580 CHEMICALS	0	6,020	10,000	7,000	7,000

* OPERATING EXPENSES	88,857	125,399	139,806	139,800	139,800
640 MACHINERY AND EQUIPMENT	0	0	9,000	0	0

* NON-OPERATING EXPENSES	0	0	9,000	0	0

* TOTAL EXPENSES	495,932	513,888	591,559	596,422	597,431



BUDGET DETAIL

CONTINUED

FUND : 450 WATER & SEWER FUND
 DEPARTMENT : 20 UTILITIES
 DIVISION : 20-WASTEWATER COLLECTION
 FUNCTION : 230

94-95 APPROVED	94-95 BASE	93-94 BUDGET	93-93 ACTUAL	91-92 ACTUAL	OBJ DESCRIPTION
0	0	500	0	0	520 DUPLICATING CHARGES
3,000	2,000	2,000	1,735	0	520 SAFETY
5,000	7,000	10,000	6,950	0	520 CHEMICALS
138,800	132,800	139,800	128,299	68,897	* OPERATING EXPENSES
0	0	9,000	0	0	540 WASHIRERY AND EQUIPMENT
0	0	9,000	0	0	* NON-OPERATING EXPENSES
138,800	132,800	148,800	128,299	68,897	* TOTAL EXPENSES



**UTILITIES
UTILITY MAINTENANCE**

UTILITIES DIRECTOR

UTILITY MAINTENANCE SUPT

- 2 MAINTENANCE FOREMAN
- 3 INSTRUMENT TECHNICIANS
- 4 MAINTENANCE TECHNICIAN
- 7 MAINTENANCE MECHANIC
- 1 SERVICE WORKER III
- 1 SERVICE WORKER I
- 1 ADMINISTRATIVE ASST. I

AUTHORIZED PERSONNEL:

	1994 BUDGET	1995 BASE BUDGET	1995 DEPT REQUEST	1995 APPROVED BUDGET
UTILITY MAINTENANCE	19	19	20	20

FISCAL YEAR 1994-95

BUDGET DETAIL

FUND : 420 WATER & SEWER FUND
 DEPARTMENT : 40 UTILITIES MAINTENANCE
 DIVISION : 60 UTILITIES MAINTENANCE
 FUNCTION : 535

OBJ DESCRIPTION	91-92 ACTUAL	92-93 ACTUAL	93-94 BUDGET	94-95 BASE	94-95 APPROVED
120 REGULAR SALARIES	327,137	446,450	475,157	481,741	481,741
140 OVERTIME	17,524	20,176	17,720	17,720	17,720
250 EMPLOYER PAYROLL EXPENSES	76,823	100,107	116,916	121,371	121,371
290 GENERAL & MERIT INCREASE	0	0	19,810	19,554	19,554

* PERSONAL SERVICES	421,484	566,733	629,603	640,386	640,386
300 OPERATING EXPENSES	5,479	2,964	2,500	3,000	3,000
307 SMALL TOOLS & MINOR EQUIPMENT	0	3,815	3,000	4,000	4,000
310 PROFESSIONAL SERVICES	0	270	0	0	0
316 MEDICAL SERVICES	0	21	2,850	0	0
340 OTHER CONTRACTUAL SERVICES	4,074	0	0	0	0
400 TRAVEL AND PER DIEM	35	902	500	500	500
410 COMMUNICATION SERVICE	0	0	0	2,200	2,200
411 TELEPHONE, FAX & MODEM COMMUN	0	0	0	250	250
412 RADIO COMMUNICATIONS	0	394	600	900	900
420 TRANSPORTATION	45,023	50,220	50,004	29,400	29,400
425 POSTAGE & FREIGHT	0	214	300	350	350
430 UTILITY SERVICES	153,001	123,242	156,000	168,000	168,000
440 RENTALS AND LEASES	13,053	0	0	750	750
442 EQUIPMENT RENTAL	0	4,135	6,000	6,000	6,000
460 REPAIR & MAINTENANCE SERVICES	90,131	25,975	40,000	25,000	25,000
462 BUILDING & GROUNDS MAINTENANCE	0	3,028	6,000	6,000	6,000
463 EQUIP MAINT CONTRACTS	0	0	10,000	10,000	10,000
464 EQUIPMENT MAINTENANCE	0	48,022	30,000	15,000	15,000
466 OTHER MAINTENANCE	0	860	2,000	2,000	2,000
475 DOCUMENTATION (PHOTO/VIDEO)	0	5	150	200	200
480 SCHOOL & TRAINING	1,962	2,250	3,000	3,000	3,000
481 SAFETY PROGRAM	0	348	1,000	1,000	1,000
490 OTHER CURRENT CHARGES & OBLIG	892	206	500	1,500	1,500
510 OFFICE SUPPLIES	553	591	350	500	500
511 STATIONARY & PAPER PRODUCTS	0	0	150	200	200
512 OTHER OFFICE SUPPLIES	0	188	100	100	100
513 OFFICE EQUIP UNDER \$250	0	0	200	300	300
520 OPERATING SUPPLIES	9,515	8,024	18,000	40,000	40,000
522 FUEL	0	1,682	0	0	0
523 OIL & LUBE	0	1,059	1,000	1,200	1,200
527 UNIFORMS	0	3,993	5,100	6,700	6,700
531 OTHER CLOTHING	0	1,506	3,000	2,600	2,600
535 JANITORIAL SUPPLIES	0	83	200	450	450
540 BOOKS, PUBLICATIONS, SUBS & MEM	468	605	500	600	600

FISCAL YEAR 1994-95

BUDGET DETAIL

CONTINUED

FUND : 420 WATER & SEWER FUND
 DEPARTMENT : 40 UTILITIES MAINTENANCE
 DIVISION : 60 UTILITIES MAINTENANCE
 FUNCTION : 535

OBJ DESCRIPTION	91-92 ACTUAL	92-93 ACTUAL	93-94 BUDGET	94-95 BASE	94-95 APPROVED
550 DUPLICATING CHARGES	0	16	100	0	0
560 SAFETY	0	1,903	5,400	5,400	5,400
580 CHEMICALS	12,751	53,187	140,000	150,000	150,000
590 DEPRECIATION	1,666	3,252	0	0	0

* OPERATING EXPENSES	338,603	342,960	488,504	487,100	487,100
640 MACHINERY AND EQUIPMENT	0	10,646	7,500	9,000	9,000

* NON-OPERATING EXPENSES	0	10,646	7,500	9,000	9,000

* TOTAL EXPENSES	760,087	920,339	1,125,607	1,136,486	1,136,486

C I P P R O J E C T S - W A T E R / S E W E R F U N D

DATE 8/8/94

CIP.. PROJ	PROJECT..... DESCRIPTION	TIME					PROJECT TOTAL
		DEPT.... REQUEST 1995	DEPT.... REQUEST 1996	DEPT.... REQUEST 1997	DEPT.... REQUEST 1998	DEPT.... REQUEST 1999	

WATER & SEWER ADMINISTRATION

95J01	NEW OPERATIONS BUILDING		750000					750000
	* IMPROVEMENT TOTAL		750000					750000
	** WATER & SEWER ADMINISTRATION TOTALS		750000					750000

WATER PRODUCTION

95K06	RAW WATER FLOW METER		15000					15000
95K08	EMERGENCY EQUIPMENT-EAST NAPLES WATER STORAGE		70000					70000
95K09	WATER STORAGE TANK IMPROVEMENTS		30000			30000		60000
95K11	WELL REDEVELOPMENT	47500	47500	47500	47500	47500		237500
95K13	WATER SYSTEM SAMPLE TAPS	13740	13580	13500				40820
95K14	EAST NAPLES TANK SITE RENOVATION	30000						30000
95K15	WELL HEAD PROTECTION	35000	35000	37000	37000	39000		183000
95K16	AIR DRYER SYSTEM	5000						5000
95K20	MAIN AUTOMATIC SWITCH GEAR	300000						300000
95K23	TANK ACCESS ROAD	10000						10000
95K24	LIME HOPPER REPAIR	20000						20000
95K25	WATER QUALITY IMPROVEMENTS	200000						200000
95K26	WATER PLANT LANDSCAPE IMPROVEMENTS	40000						40000
	* IMPROVEMENT TOTAL	816240	96080	98000	114500	86500		1211320
95K03	MEDIA REPLACEMENT FILTERS	100000	100000	100000	100000	100000		500000
95K04	REPLACE SOUTH LIME SLAKER	85000						85000
95K10	VACUUM FILTER PARTS	20700						20700
95K21	WASHWATER TRANSFER & SLUDGE PUMPS	17000	17000	12000	13000	14000		73000
95K22	MAINTENANCE TRUCK	15000						15000
	* REPLACEMENT TOTAL	237700	117000	112000	113000	114000		693700
	** WATER PRODUCTION TOTALS	1053940	213080	210000	227500	200500		1905020

WATER DISTRIBUTION

95L07	MINI TRACK HOE	25000						25000
95L17	NEW LARGE METERS	56000						56000
96L02	WATER TRANSMISSION MAINS		25000	25000	25000	25000		100000
	* IMPROVEMENT TOTAL	81000	25000	25000	25000	25000		181000
95L06	REPLACE SERVICE VEHICLE	18000						18000
95L14	LIFT CRANE REPLACEMENT	21000						21000
	* REPLACEMENT TOTAL	39000						39000
	** WATER DISTRIBUTION TOTALS	120000	25000	25000	25000	25000		220000

CIP PROJECTS - WATER / SEWER FUND

DATE 8/8/94

CIP.. PROJ	PROJECT..... DESCRIPTION	TIME					PROJECT TOTAL
		DEPT....	DEPT....	DEPT....	DEPT....	DEPT....	
		REQUEST 1995	REQUEST 1996	REQUEST 1997	REQUEST 1998	REQUEST 1999	
ENGINEERING-ADMINISTRATIVE							
95Y08	SOFTWARE	6100					6100
95Y09	PENTIUM COMPUTERS	23000					23000
95Y11	DESIGN JET PLOTTER	10000					10000
	* IMPROVEMENT TOTAL	39100					39100
95Y07	REPLACEMENT VEHICLE	16500					16500
	* REPLACEMENT TOTAL	16500					16500
	** ENGINEERING-ADMINISTRATIVE TOTALS	55600					55600
SEWER TREATMENT							
95M07	SLUDGE BLANKET INDICATOR	27500					27500
95M13	CENTRAL LAB EXPANSION	60000					60000
95M16	POLYMER STORAGE FACILITY	10000					10000
95M25	WASTEWATER PLANT AWT UPGRADES	928600					928600
95M42	NEW LAB EQUIPMENT	6000					6000
	* IMPROVEMENT TOTAL	1032100					1032100
95M08	REHAB BOAT, PURCHASE MOTOR	10000					10000
95M14	EFFLUENT SAMPLER	5500					5500
95M17	PRIMARY SLUDGE PUMP	10000					10000
95M20	BELT PRESS SLUDGE PUMPS	38000					38000
95M21	CENTRIFUGE FEED SLUDGE PUMPS	38000					38000
95M22	DIGESTER FLOW METERS	16000					16000
95M23	DIGESTER SLUDGE PUMPS	25000					25000
95M27	LAWNTRACTOR	6500					6500
95M28	REPLACE LAB EQUIPMENT	5500					5500
	* REPLACEMENT TOTAL	154500					154500
	** SEWER TREATMENT TOTALS	1186600					1186600
SEWER COLLECTION							
95N03	FORCE MAIN CROSSOVER/TIE-IN VALVES	10000					10000
95N08	EXPAND REUSE WATER SYSTEM	300000	250000	250000	250000	250000	1300000
95N12	WASTEWATER SYSTEM REHAB	200000	250000	250000	250000	250000	1200000
95N15	6" HYDRAULIC PUMP	5500					5500
95N17	STREET SAW	3500					3500
95N18	SEAGATE SEWER	460700					460700
	* IMPROVEMENT TOTAL	979700	500000	500000	500000	500000	2979700
95N06	REPLACEMENT VEHICLE	18000					18000
95N13	1,000 FOOT CAMERA CABLE	4800					4800

CIP PROJECTS - WATER / SEWER FUND

DATE 8/8/94

TIME

CIP..	PROJECT.....	DEPT....	DEPT....	DEPT....	DEPT....	DEPT....	PROJECT
PROJ	DESCRIPTION	REQUEST	REQUEST	REQUEST	REQUEST	REQUEST	TOTAL
		1995	1996	1997	1998	1999	
SEWER COLLECTION							
95N14	REHAB MEYERS JET RODDER	8500					8500
	* REPLACEMENT TOTAL	31300					31300
	** SEWER COLLECTION TOTALS	1011000	500000	500000	500000	500000	3011000
UTILITIES - MAINTENANCE							
95X10	STANDBY GENERATORS	50000	55000	48000	45000	55000	253000
95X17	AWNING	25000					25000
97X11	PORTABLE HIGH HEAD EMERGENCY PUMP			10300			10300
	* IMPROVEMENT TOTAL	75000	55000	58300	45000	55000	288300
95X01	WELL FIELD REVISION & REHABILITATION	50000	50000	50000	50000	50000	250000
95X02	TELEMETRY SYSTEM & RECORDING/CONTROL DEVICES	20000	12000	12000	15000	15000	74000
95X04	SUBMERSIBLE PUMPS (PHASE OUT)	19000	19500	20000	20500	21000	100000
95X05	LIFT STATION REVISION	35000	35000	35000	35000	35000	175000
95X06	TRUCK REPLACEMENT	17500					17500
95X08	TELEMETRY STATION MONITORING	16250	11000	11500	12000	12500	63250
95X09	FLOW METERS/TELEMETRY ON PRODUCTION WELLS	33000	30000	30000	30000	30000	153000
96X16	LIFT STATION (36) REHABILITATION		45000				45000
	* REPLACEMENT TOTAL	190750	202500	158500	162500	163500	877750
	** UTILITIES - MAINTENANCE TOTALS	265750	257500	216800	207500	218500	1166050
	*** UTILITIES MAINTENANCE TOTALS	3692890	1745580	951800	960000	944000	8294270
	**** GRAND TOTALS	3692890	1745580	951800	960000	944000	8294270



STREETS
&
TRAFFIC
FUND

FISCAL YEAR 1995

STREETS FUND

SUMMARY

REVENUES :

6-Cent Gas Tax	\$938,000
5-Cent Gas Tax (1)	600,000
Road Impact Fees (2)	200,000
State Shared Revenue	<u>135,000</u>

\$1,873,000

EXPENDITURES :

Personal Services	\$114,494
Contract Repair	201,164
Street Lighting	270,000
Operations and Maintenance	180,302
Transfer - Engineering	132,400
Transfer - Self-Insurance	9,540
Transfer - Reimbursed Admin	107,100
Comp. Plan Projects (1)	600,000
Impact Fee Projects (2)	230,000
Capital Outlay	<u>28,000</u>

\$1,873,000

CASH FLOW

-0-

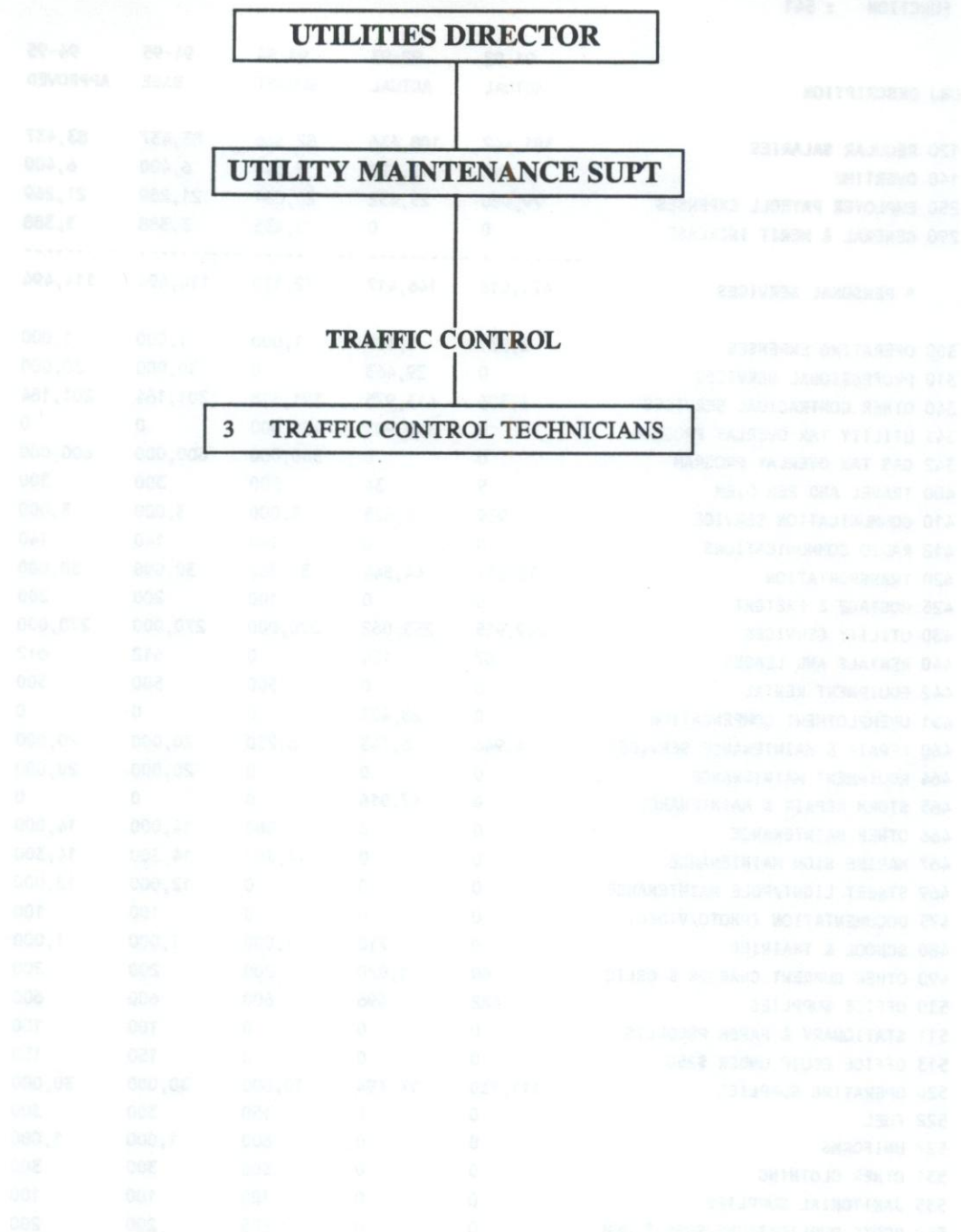
- (1) Florida Statutes require that proceeds of the 5-Cent Local Option Gas Tax fund only street projects specifically identified in City's Comprehensive Plan.
- (2) Road Impact Fee used only to fund roadway capacity improvement projects.

**STREETS FUND
REVENUE SUMMARY**

	1991-92 Actual	1992-93 Actual	1993-94 Budget	1993-94 Projected	1994-95 Budget
6-Cent Local Gas Tax	\$1,036,024	\$1,053,956	\$938,000	\$950,000	\$938,000
5-Cent Local Gas Tax	N/A	N/A	500,000	450,000	600,000
State Revenue Sharing	144,263	136,159	135,000	130,000	135,000
Transfer - General Fund	155,000	N/A	N/A	N/A	N/A
Transfer - Utility Tax (1)	N/A	279,990	170,000	170,000	N/A
Road Impact Fees	200,000	200,000	200,000	200,000	200,000
Other Income	25,402	165,865	N/A	15,000	N/A
	\$1,560,689	\$1,835,970	\$1,943,000	\$1,915,000	\$1,873,000

(1) One percent Utility Tax dedicated to street overlay program, rescinded mid-year fiscal year 1994.

**UTILITIES
TRAFFIC CONTROL**



AUTHORIZED PERSONNEL:

	1994 BUDGET	1995 BASE BUDGET	1995 DEPT REQUEST	1995 APPROVED BUDGET
TRAFFIC CONTROL	3	3	3	3

FISCAL YEAR 1994-95

BUDGET DETAIL

FUND : 190 STREETS/TRAFFIC IMPRV FUND
 DEPARTMENT : 65 UTILITIES - STREETS
 DIVISION : 65 STREETS
 FUNCTION : 541

OBJ DESCRIPTION	91-92 ACTUAL	92-93 ACTUAL	93-94 BUDGET	94-95 BASE	94-95 APPROVED
120 REGULAR SALARIES	381,442	108,636	82,366	83,437	83,437
140 OVERTIME	9,994	12,329	5,640	6,400	6,400
250 EMPLOYER PAYROLL EXPENSES	79,980	25,452	20,669	21,269	21,269
290 GENERAL & MERIT INCREASE	0	0	3,435	3,388	3,388

* PERSONAL SERVICES	471,416	146,417	112,110	114,494	114,494
300 OPERATING EXPENSES	2,571	1,100	1,000	1,000	1,000
310 PROFESSIONAL SERVICES	0	29,463	0	30,000	30,000
340 OTHER CONTRACTUAL SERVICES	5,306	413,975	391,518	201,164	201,164
341 UTILITY TAX OVERLAY PROGRAM	0	360,905	170,000	0	0
342 GAS TAX OVERLAY PROGRAM	0	0	500,000	600,000	600,000
400 TRAVEL AND PER DIEM	5	34	500	300	300
410 COMMUNICATION SERVICE	929	4,625	3,000	3,000	3,000
412 RADIO COMMUNICATIONS	0	0	140	140	140
420 TRANSPORTATION	73,611	44,544	37,762	30,000	30,000
425 POSTAGE & FREIGHT	0	0	100	200	200
430 UTILITY SERVICES	249,915	253,062	270,000	270,000	270,000
440 RENTALS AND LEASES	87	154	0	612	612
442 EQUIPMENT RENTAL	0	0	500	500	500
451 UNEMPLOYMENT COMPENSATION	0	28,403	0	0	0
460 REPAIR & MAINTENANCE SERVICES	4,946	6,743	6,250	20,000	20,000
464 EQUIPMENT MAINTENANCE	0	0	0	20,000	20,000
465 STORM REPAIR & MAINTENANCE	0	47,016	0	0	0
466 OTHER MAINTENANCE	0	0	14,000	14,000	14,000
467 MARINE SIGN MAINTENANCE	0	0	14,300	14,300	14,300
469 STREET LIGHT/POLE MAINTENANCE	0	0	0	12,000	12,000
475 DOCUMENTATION (PHOTO/VIDEO)	0	0	0	100	100
480 SCHOOL & TRAINING	0	718	1,000	1,000	1,000
490 OTHER CURRENT CHARGES & OBLIG	60	1,020	200	200	200
510 OFFICE SUPPLIES	622	496	600	600	600
511 STATIONARY & PAPER PRODUCTS	0	0	0	100	100
513 OFFICE EQUIP UNDER \$250	0	0	0	150	150
520 OPERATING SUPPLIES	111,130	74,494	10,000	30,000	30,000
522 FUEL	0	0	150	300	300
527 UNIFORMS	0	0	800	1,000	1,000
531 OTHER CLOTHING	0	0	300	300	300
535 JANITORIAL SUPPLIES	0	0	100	100	100
540 BOOKS,PUBLICATIONS,SUBS & MEM	0	0	200	200	200
560 SAFETY	0	0	200	200	200

* OPERATING EXPENSES	449,182	1,266,752	1,422,620	1,251,466	1,251,466

FISCAL YEAR 1994-95

BUDGET DETAIL

FUND : 190 STREETS/TRAFFIC IMPRV FUND
 DEPARTMENT : 65 UTILITIES - STREETS
 DIVISION : 65 STREETS
 FUNCTION : 541

CONTINUED

OBJ DESCRIPTION	91-92 ACTUAL	92-93 ACTUAL	93-94 BUDGET	94-95 BASE	94-95 APPROVED
630 IMPROVEMENTS OTHER THAN BLDGS	67	33	187,000	258,000	258,000
640 MACHINERY AND EQUIPMENT	7,862	14,790	1,500	0	0
670 VEHICLES	0	0	13,000	0	0
910 TRANSFERS OUT	113,638	153,870	257,170	249,040	249,040
* NON-OPERATING EXPENSES	121,567	168,693	458,670	507,040	507,040
* TOTAL EXPENSES	1,042,165	1,581,862	1,993,400	1,873,000	1,873,000

FISCAL YEAR 1994-95

BUDGET DETAIL

FUND : 190 STREETS/TRAFFIC IMPRV FUND
 DEPARTMENT : 65 UTILITIES - STREETS
 FUNCTION : 541

		1994-95 APPROVED	
		# JOB TITLE	BUDGET
65 STREETS			
		3 TRAFFIC CONTROL TECHNICIAN	83,437
		3 TOTAL AUTHORIZED POSITIONS	83,437
		REGULAR SALARIES	83,437
		OVERTIME	6,400
		EMPLOYER PAYROLL EXPENSES	21,269
		GENERAL & MERIT INCREASE	3,388

			114,494

CIP PROJECTS - STREETS FUND

DATE 8/8/94

CIP.. PROJECT.....
 PROJ DESCRIPTION

TIME
 DEPT.... DEPT.... DEPT.... DEPT.... DEPT.... PROJECT
 REQUEST REQUEST REQUEST REQUEST REQUEST TOTAL
 1995 1996 1997 1998 1999

STREETS FUND

95U06	GOLDEN GATE PARKWAY INTERLOCAL AGREEMENT	70000	70000				140000
95U08	SIDEWALKS, BIKE PATHS AND RESIDENTIAL SIGNING	60000	40000	40000	20000	20000	180000
95U09	UPGRADE 25 SIGNALS	15000					15000
95U10	EXPERIMENTAL TRAFFIC CALMING DEVICES	100000					100000
	* IMPROVEMENT TOTAL	245000	110000	40000	20000	20000	435000
95U11	THERMAL PLASTIC APPLICATOR	13000	10000				23000
	* REPLACEMENT TOTAL	13000	10000				23000
	** STREETS FUND TOTALS	258000	120000	40000	20000	20000	458000
	*** UTILITIES - STREETS TOTALS	258000	120000	40000	20000	20000	458000
	**** GRAND TOTALS	258000	120000	40000	20000	20000	458000

FISCAL YEAR 1995
STORMWATER UTILITY FUND

SUMMARY

REVENUES:

Stormwater Fees	\$501,300
Beginning Cash (1)	103,620
Loan-Street Sweeper	<u>112,000</u>

\$716,920

EXPENDITURES:

Personal Services	\$164,780
Operations & Maintenance	103,927
Testing Program	25,000
Storm Drain Repairs	141,029
Lake Maintenance	25,000
Equipment	122,214
Debt Service (2)	28,050
Transfers:	
General Fund Admin.	71,300
Water/Sewer Reimbursement	25,000
Self-Insurance	<u>10,620</u>

\$716,920

CASH FLOW

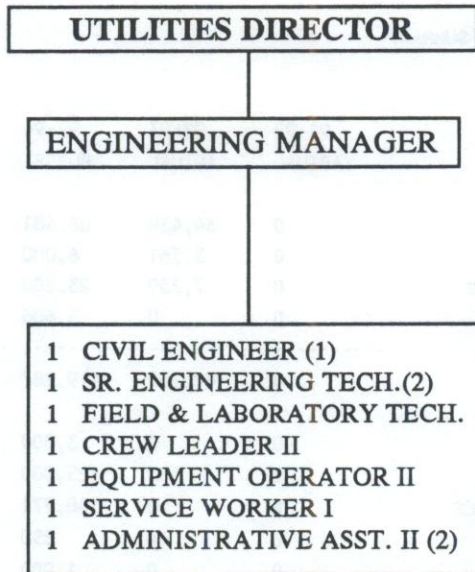
-0-

- (1) Master Plan work budgeted at \$100,000 in Fiscal Year 1994.
- (2) Five-year lease purchase on street sweeper at 8% annual interest.

**STORMWATER FUND
REVENUE SUMMARY**

	1991-92 Actual	1992-93 Actual	1993-94 Budget	1993-94 Projected	1994-95 Budget
Stormwater Fees	N/A	\$475,366	\$516,800	\$491,400	\$501,300
Interest Earned	N/A	1,271	0	4,600	0
Beginning Cash	N/A	0	0	0	103,620
Loan-Street Sweeper	N/A	0	0	0	112,000
Other	N/A	4,717	0	0	0
		\$481,354	\$516,800	\$496,000	\$716,920

UTILITIES STORMWATER



AUTHORIZED PERSONNEL:

	1994 BUDGET	1995 BASE BUDGET	1995 DEPT REQUEST	1995 APPROVED BUDGET
STORMWATER	7	7	7	7

- (1) Two year contract position, Fiscal Years 1995 & 1996
- (2) Positions approved but not funded

FISCAL YEAR 1994-95

BUDGET DETAIL

FUND : 470 STORM WATER
 DEPARTMENT : 60 DRAINAGE
 DIVISION : DEPARTMENT SUMMARY
 FUNCTION : 535

OBJ DESCRIPTION	91-92 ACTUAL	92-93 ACTUAL	93-94 BUDGET	94-95 BASE	94-95 APPROVED
120 REGULAR SALARIES	0	34,439	86,481	82,723	123,516
140 OVERTIME	0	5,561	6,000	6,000	6,000
250 EMPLOYER PAYROLL EXPENSES	0	7,239	23,200	21,727	30,251
290 GENERAL & MERIT INCREASE	0	0	3,606	3,357	5,013

* PERSONAL SERVICES	0	47,239	119,287	113,807	164,780
300 OPERATING EXPENSES	0	0	3,000	3,000	3,000
310 PROFESSIONAL SERVICES	0	407	125,000	127,200	76,227
340 OTHER CONTRACTUAL SERVICES	0	0	108,971	141,029	141,029
400 TRAVEL AND PER DIEM	0	0	250	100	100
410 COMMUNICATION SERVICE	0	0	1,000	0	0
420 TRANSPORTATION	0	2,326	6,782	10,000	10,000
425 POSTAGE & FREIGHT	0	0	50	50	50
430 UTILITY SERVICES	0	0	10,000	10,000	10,000
440 RENTALS AND LEASES	0	0	0	400	400
442 EQUIPMENT RENTAL	0	0	0	500	500
460 REPAIR & MAINTENANCE SERVICES	0	93,621	1,000	1,000	1,000
462 BUILDING & GROUNDS MAINTENANCE	0	0	0	500	500
464 EQUIPMENT MAINTENANCE	0	0	1,000	800	800
465 STORM REPAIR & MAINTENANCE	0	6,289	0	10,000	10,000
468 LAKE MAINTENANCE	0	0	25,000	25,000	25,000
470 PRINTING & BINDING	0	0	1,500	0	0
475 DOCUMENTATION (PHOTO/VIDEO)	0	0	0	100	100
480 SCHOOL & TRAINING	0	0	0	800	800
490 OTHER CURRENT CHARGES & OBLIG	0	1,770	250	250	250
510 OFFICE SUPPLIES	0	0	500	500	500
511 STATIONARY & PAPER PRODUCTS	0	0	300	300	300
513 OFFICE EQUIP UNDER \$250	0	0	500	300	300
520 OPERATING SUPPLIES	0	764	10,000	10,000	10,000
522 FUEL	0	0	1,500	1,500	1,500
523 OIL & LUBE	0	0	0	200	200
527 UNIFORMS	0	0	510	1,500	1,500
531 OTHER CLOTHING	0	0	250	400	400
540 BOOKS,PUBLICATIONS,SUBS & MEM	0	0	200	200	200
550 DUPLICATING CHARGES	0	0	250	0	0
560 SAFETY	0	0	100	300	300
590 DEPRECIATION	0	50,900	0	0	0

* OPERATING EXPENSES	0	156,077	297,913	345,929	294,956

FISCAL YEAR 1994-95

BUDGET DETAIL

FUND : 470 STORM WATER CONTINUED
 DEPARTMENT : 60 DRAINAGE
 DIVISION DEPARTMENT SUMMARY
 FUNCTION : 535

OBJ DESCRIPTION	91-92 ACTUAL	92-93 ACTUAL	93-94 BUDGET	94-95 BASE	94-95 APPROVED
640 MACHINERY AND EQUIPMENT	0	0	0	10,214	10,214
670 VEHICLES	0	0	0	112,000	112,000
700 DEBT SERVICE	0	0	0	28,050	28,050
910 TRANSFERS OUT	0	97,636	99,600	103,300	106,920

* NON-OPERATING EXPENSES	0	97,636	99,600	253,564	257,184

* TOTAL EXPENSES	0	300,952	516,800	713,300	716,920

FISCAL YEAR 1994-95

BUDGET DETAIL

FUND : 470 STORM WATER
 DEPARTMENT : 60 DRAINAGE
 FUNCTION : 535

		#	JOB TITLE	1994-95 APPROVED BUDGET
62 STORM WATER		0		
		0		
		1	FIELD/LAB TECH	23,868
		1	EQUIPMENT OPERATOR II	25,327
		1	CREW LEADER II	18,768
		1	SERVICE WORKER I	14,757
		1	CIVIL ENGINEER	40,794
		1	SR. ENGIN. TECH	1
		1	ADMINISTRATIVE ASST. II	1
		7	TOTAL AUTHORIZED POSITIONS	123,516
			REGULAR SALARIES	123,516
			OVERTIME	6,000
			EMPLOYER PAYROLL EXPENSES	30,251
			GENERAL & MERIT INCREASE	5,013

				164,780

CIP PROJECTS - STORMWATER FUND

DATE 8/8/94

CIP.. PROJ	PROJECT..... DESCRIPTION	TIME					PROJECT TOTAL
		DEPT.... REQUEST 1995	DEPT.... REQUEST 1996	DEPT.... REQUEST 1997	DEPT.... REQUEST 1998	DEPT.... REQUEST 1999	
STORMWATER FUND							
95V12	STREET SWEEPER REPLACEMENT						112000
	* REPLACEMENT TOTAL		112000				112000
	** STORMWATER FUND TOTALS		112000				112000
	*** DRAINAGE TOTALS		112000				112000
	**** GRAND TOTALS		112000				112000



CITY PROJECTS - STORMWATER FUND

DATE BUDGET	CITY PROJECT	DESCRIPTION	1992	1993	1994	1995	1996	1997	1998	1999	TOTAL
		STREET SWEPER REPLACEMENT									115000
		* REPLACEMENT TOTAL									115000
		** STORMWATER FUND TOTALS									115000
		*** DRAINAGE TOTALS									115000
		**** GRAND TOTALS									115000



Capital Projects Fund

FISCAL YEAR 1982

UTILITY TAX DEBT SERVICE FUND

SUMMARY

REVENUES:

Interest earned	15,000
Program sales	100,000
Mixed telephone	100,000
Florida Power & Light	100,000
Utility fee	100,000
<u>Total</u>	<u>425,000</u>

62,380.00

EXPENDITURES:

Utility tax bonds	400,000
Interest	20,000
TRF - Administration	5,000
<u>Total</u>	<u>425,000</u>

62,380.00

68

CASH FLOW

UTILITY TAX FUND

FISCAL YEAR 1995

UTILITY TAX DEBT SERVICE FUND

SUMMARY

REVENUES:

7% Utility Tax:		
Florida Power & Light	\$1,750,000	
United Telephone	395,000	
Propane Sales	100,000	
Interest Earned	<u>35,000</u>	
		\$2,280,000

EXPENDITURES:

Utility Tax Bonds:		
Principal	\$ 456,983	
Interest	290,849	
TRF - Admin. Reimbursement	63,800	
TRF - Capital Improvements	<u>1,468,300</u>	
		<u>\$2,279,932</u>

CASH FLOW

\$ 68

FISCAL YEAR 1995

UTILITY TAX CAPITAL IMPROVEMENTS FUND

SUMMARY

REVENUES:

Transfer - Utility Tax	\$1,468,300
Non-Road Impact Fees	60,000
Interest Earned	45,000
Grant - Gordon Pass	164,640
Beginning Cash (1)	809,500
Sale of Surplus	20,000
Collier County - Fishing Pier	<u>283,000</u>

\$2,850,440

EXPENDITURES:

Water/Sewer Advance (2):	
Principal	225,000
Interest	28,688
New Capital Improvements:	
Administration	\$ 153,306
Fire	461,700
Community Services	756,315
Data Processing	250,000
Equipment Services	131,086
Capital Replacement:	
Administration	39,336
Police	94,500
Community Services	110,990
Equipment Services	61,100
TRF - Admin. Reimbursement	107,100
TRF - Beach Fund	110,000
Contingency	<u>319,000</u>

\$2,848,121

CASH FLOW:

\$ 2,391

- (1) Beginning Cash Balance:
 Unrestricted Reserves \$100,000
 Unexpended Projects:
 Purchasing Warehouse 30,000
 Fire Station #1 229,500
 Fishing Pier 450,000
- (2) Payment to Water/Sewer Fund through fiscal year 1997 to repay 1993 advance to call outstanding Utility Tax Fund Debt:

	<u>Principal</u>	<u>Interest @ 4.25%</u>
1995	225,000	28,688
1996	225,000	19,125
1997	225,000	9,563

MISCAL YEAR 1995
UTILITY TAX FUND
REVENUE SUMMARY

	1991-92 Actual	1992-93 Actual	1993-94 Budget	1993-94 Projected	1994-95 Budget
Florida Power & Light(1)	\$1,666,019	\$2,036,134	\$2,050,000	\$1,922,000	\$1,750,000
Telephone(1)	366,354	411,242	440,000	412,000	395,000
Propane(1)	95,188	98,778	100,000	100,000	100,000
Interest Income	69,007	65,576	45,000	70,000	80,000
C.D.B.G. Transfer	100,000	100,000	53,000	53,000	N/A
Grants	20,000	37,394	178,000	13,000	165,000
Non-Street Impact Fees	67,371	118,082	50,000	90,000	60,000
Other Income	8,831	1,312,832	25,000	70,000	20,000
Collier County C.I.P.	N/A	N/A	N/A	N/A	283,000
	\$2,392,770	\$4,180,038	\$2,941,000	\$2,730,000	\$2,570,000

(1) 1994 Budget based on 8% Utility Tax. Tax rate reduced to 7% mid-year 1994.

CIP PROJECTS - UTILITY TAX CAPITAL

DATE 9/22/94

CIP..	PROJECT.....	TIME					PROJECT
		DEPT....	DEPT....	DEPT....	DEPT....	DEPT....	
PROJ	DESCRIPTION	REQUEST	REQUEST	REQUEST	REQUEST	REQUEST	TOTAL
		1995	1996	1997	1998	1999	
COMMUNITY DEVELOPMENT - BUILDING & ZONING							
95B02	INSPECTION VEHICLE	9000					9000
	* IMPROVEMENT TOTAL	9000					9000
95B01	INSPECTION VEHICLE	9000		9920	10420		29340
	* REPLACEMENT TOTAL	9000		9920	10420		29340
	** COMMUNITY DEVELOPMENT - BUILDING & ZONING TOTALS	18000		9920	10420		38340
COMMUNITY DEVELOPMENT - PLANNING							
95C01	UTS PARKING STRUCTURE DESIGN REIMBURSEMENT	11666	11666				23332
95C04	3-D PRESENTATION CAPABILITY	7000	1500				8500
96C03	FILING STORAGE SYSTEM		25000				25000
	* IMPROVEMENT TOTAL	18666	38166				56832
95C02	REPLACEMENT COPIER	4836					4836
	* REPLACEMENT TOTAL	4836					4836
	** COMMUNITY DEVELOPMENT - PLANNING TOTALS	23502	38166				61668
NATURAL RESOURCES							
95W07	GORDON PASS INLET MANAGEMENT PLAN	125640					125640
96W02	HYDROLOGICAL CHARACTERISTICS OF NAPLES BAY ESTUARY		52000	44000	43000		139000
	* IMPROVEMENT TOTAL	125640	52000	44000	43000		264640
95W04	UTILITY VEHICLE, ECONOMY	16500					16500
	* REPLACEMENT TOTAL	16500					16500
	** NATURAL RESOURCES TOTALS	142140	52000	44000	43000		281140
FINANCE DEPARTMENT							
95D01	BURSTER/IMPRINTER	9000					9000
	* REPLACEMENT TOTAL	9000					9000
	** FINANCE DEPARTMENT TOTALS	9000					9000
FIRE DEPARTMENT							
95E01	REBUILD CENTRAL FIRE STATION	461700					461700
96E03	FIRE ENGINE		196000				196000
96E14	OPERATIONS SUPPORT UNIT		20000				20000
97E13	HOSE COUPLING EXPANDER			4700			4700

CIP PROJECTS - UTILITY TAX CAPITAL

DATE 9/22/94

CIP..	PROJECT.....	DEPT....	TIME					PROJECT
			DEPT....	DEPT....	DEPT....	DEPT....	DEPT....	
PROJ	DESCRIPTION	REQUEST	REQUEST	REQUEST	REQUEST	REQUEST	TOTAL	
		1995	1996	1997	1998	1999		

FIRE DEPARTMENT

97E15	COMMERCIAL WASHING MACHINES			5000			5000
99E05	MULTI-MISSION WATERCRAFT (FIRE BOAT)					132000	132000
	* IMPROVEMENT TOTAL	461700	216000	9700		132000	819400
96E16	ADMINISTRATION COPY MACHINE		8500				8500
97E08	STAFF VEHICLE REPLACEMENT			48000			48000
98E06	SEDAN REPLACEMENT				10000		10000
98E07	RECHASSIS RESCUE - 2				44000		44000
98E09	REPLACE/RECHASSIS RESCUE - 1				49000		49000
	* REPLACEMENT TOTAL		8500	48000	103000		159500
	** FIRE DEPARTMENT TOTALS	461700	224500	57700	103000	132000	978900

COMMUNITY SERVICES - PARKS & PARKWAYS

95F02	ANTHONY PARK RENOVATIONS & EXPANSION	37015	33880				70895
95F03	3 WHEEL BALLFIELD CONDITIONER	7500	8400				15900
95F08	OFFICE/OPERATION PARKS & PARKWAYS IMPROVEMENTS	42000					42000
95F13	PARKSHORE CUL-DE-SAC IRRIGATION AND LANDSCAPE	11500					11500
95F14	PARK MASTER PLANNING	40000					40000
95F35	SEAGATE RIGHT-OF-WAY IMPROVEMENTS	27300	25000				52300
96F42	OPEN SPACE DEVELOPMENT BROAD AVE S & 9TH ST S		42000	42000	42000		126000
96F43	GOODLETTE ROAD LINEAR PARK PHASE II		34955				34955
96F44	FLEISCHMANN PARK RIGHT OF WAY IRRIGATION & SOD		20525				20525
97F06	GOODLETTE ROAD MEDIANS BEAUTIFICATION			50000	50000		100000
97F33	N RIVIERA DRIVE RIGHT OF WAY IMPROVEMENTS			15000			15000
97F48	GULFSHORE BLVD. MEDIANS/DOCTOR'S PASS TO HORIZON WAY			92400	92400		184800
98F49	PARKING LOT LANDSCAPING 6TH AVE S BETWEEN 8TH & 9TH STR				24000		24000
99F11	TREE NURSERY TREES					10000	10000
	* IMPROVEMENT TOTAL	165315	164760	199400	208400	10000	747875
95F04	7-GANG REEL MOWER	20000					20000
95F05	TOPDRESSER	7895					7895
95F15	3/4 TON PICK UP TRUCK	14330	15424	16000	16800		62554
95F20	UTILITY TURF VEHICLE	6500					6500
95F21	COMMERCIAL RIDING MOWER	11765	12345				24110
95F36	5TH AVENUE SOUTH LANDSCAPING & IRRIGATION	25000	25000	25000			75000
96F17	UTILITY TRAILERS		2500	2675			5175
96F24	COMPACT PICK UP TRUCK FORD RANGER		10376	10788			21164
96F25	TWO TON TREE CRANE TRUCK		48510				48510
96F26	GREENMASTER 3 REEL FINE TURF MOWER		12743				12743
96F34	PARK SHORE MEDIANS		24500	24500			49000
96F38	2 TON FLAT BED TRUCK W/ DUMP BODY		27563				27563
96F39	1 TON DUMP TRUCK		23000				23000

CIP PROJECTS - UTILITY TAX CAPITAL

DATE 9/22/94

CIP..	PROJECT.....	DEPT....	DEPT....	DEPT....	TIME		PROJECT
					DEPT....	DEPT....	
PROJ	DESCRIPTION	REQUEST	REQUEST	REQUEST	REQUEST	REQUEST	TOTAL
		1995	1996	1997	1998	1999	
COMMUNITY SERVICES - PARKS & PARKWAYS							
97F07	TREE STUMPER			14900			14900
97F18	PENDULUM SPREADER			3200			3200
97F27	CUSHMAN FERTILIZER SPREADER			3199			3199
97F45	TREE HOE			6367			6367
97F46	RYAN GA30 GREENS AERATOR			13892			13892
97F47	AERIAL BUCKET TRUCK (RENOVATE)			30000			30000
98F10	1/2 TON TRUCK				42000		42000
99F09	COMPACT CAR					12480	12480
99F19	PESTICIDE SPRAYER W/TRAILER					12800	12800
	* REPLACEMENT TOTAL	85490	201961	150521	58800	25280	522052
	** COMMUNITY SERVICES - PARKS & PARKWAYS TOTALS	250805	366721	349921	267200	35280	1269927
COMMUNITY SERVICES - RECREATION							
95G01	BASKETBALL COURT RESURFACING	7000	3000	3000	3000	7000	23000
95G03	FISHING PIER RECONSTRUCTION	450000					450000
95G10	NORRIS COMMUNITY CENTER RENOVATIONS	60000					60000
95G12	ELECTRICAL SERVICE UPGRADE/REPAIRS	20000					20000
95G20	TENNIS COURT RESURFACING	4000		4500			8500
95G23	TENNIS COURT CLAY CONVERSION	50000	50000	50000		75000	225000
96G04	GYMNASIUM ENHANCEMENTS GULFVIEW MIDDLE SCHOOL		150000				150000
96G08	PLAYGROUND IMPROVEMENTS		35000	35000	35000	35000	140000
96G22	FENCING PROJECTS		20000		20000		40000
96G24	SHUFFLEBOARD COURT RESURFACING		9000			9000	18000
96G28	CEILING TILE PROJECTS		8500				8500
96G29	PARKING LOT RESURFACING		10000	7500	20000		37500
97G19	PARK LIGHTING			90000			90000
97G21	FLEISCHMANN COMMUNITY CENTER RENOVATIONS			35000			35000
97G30	RIVER PARK COMMUNITY CENTER RENOVATIONS			35000			35000
98G02	TIN ROOF CONVERSIONS-CAMBIER				30000	30000	60000
98G27	BANDSHELL STAGE EXTENSIONS				30000		30000
	* IMPROVEMENT TOTAL	591000	285500	260000	138000	156000	1430500
95G07	BASKETBALL GOALS	10500					10500
95G33	AIR CONDITIONING - RIVER PARK/NORRIS COMMUNITY CENTER	15000					15000
97G14	SCHEDULED REPLACEMENT OF VEHICLE			19000	16000	14000	49000
98G31	PICNIC TABLES				10000		10000
98G32	POOL FILTRATION/HEATING SYSTEM				50000		50000
	* REPLACEMENT TOTAL	25500		19000	76000	14000	134500
	** COMMUNITY SERVICES - RECREATION TOTALS	616500	285500	279000	214000	170000	1565000

CIP PROJECTS - UTILITY TAX CAPITAL

DATE 9/22/94

TIME

CIP..	PROJECT.....	DEPT....	DEPT....	DEPT....	DEPT....	DEPT....	PROJECT
PROJ	DESCRIPTION	REQUEST	REQUEST	REQUEST	REQUEST	REQUEST	TOTAL
		1995	1996	1997	1998	1999	

POLICE DEPARTMENT

95H01	REPLACEMENT OF PATROL VEHICLES	58800	46305	113449	68068	53604	340226
95H03	21' MARINE UNIT	23000			28079		51079
95H04	INVESTIGATIVE AUTOMOBILE	12700	13335	29330	17249		72614
96H02	MARINE UNIT MOTORS (3)		49521		54593		104114
96H12	CANINE UNIT		5089	7524			12613
98H07	TRAFFIC ENFORCEMENT UNIT				30000		30000
	* REPLACEMENT TOTAL	94500	114250	150303	197989	53604	610646
	** POLICE DEPARTMENT TOTALS	94500	114250	150303	197989	53604	610646

DATA PROCESSING

95T02	COMPUTERIZATION - PHASE IV	250000	100000	100000	100000	100000	650000
	* IMPROVEMENT TOTAL	250000	100000	100000	100000	100000	650000
	** DATA PROCESSING TOTALS	250000	100000	100000	100000	100000	650000

*** NON DEPARTMENTAL TOTALS

1866147	1181137	990844	935609	490884	5464621
---------	---------	--------	--------	--------	---------

**** GRAND TOTALS

1866147	1181137	990844	935609	490884	5464621
---------	---------	--------	--------	--------	---------

CIP PROJECTS - EQUIPMENT SERVICES FUND

DATE 8/8/94

CIP.. PROJ	PROJECT..... DESCRIPTION	TIME					PROJECT TOTAL
		DEPT....	DEPT....	DEPT....	DEPT....	DEPT....	
		REQUEST 1995	REQUEST 1996	REQUEST 1997	REQUEST 1998	REQUEST 1999	
EQUIPMENT SERVICES							
95S04	INVENTORY CONTROL SYSTEM	6086					6086
95S05	FUEL SITE REHAB & RELOCATION	125000					125000
96S06	R-134 REFRIGERANT RECOVERY SYSTEM		3950				3950
96S07	ANTIFREEZE RECYCLING PROCESSOR		5600				5600
	* IMPROVEMENT TOTAL	131086	9550				140636
95S01	PETROLEUM PRODUCT STORAGE TANKS	29600					29600
95S02	HYDRAULIC VEHICLE LIFTS	31500					31500
	* REPLACEMENT TOTAL	61100					61100
	** EQUIPMENT SERVICES TOTALS	192186	9550				201736
	*** UTILITIES - EQUIP SERVICES TOTALS	192186	9550				201736
	**** GRAND TOTALS	192186	9550				201736



Special
Revenue/
Enterprise
Funds

STATE YEAR 1991
 SOLID WASTE FUND
 STATEMENT OF CASH FLOW

SUGGESTED REVENUES:

1,000,000	Bedroom Cash
75,000	Sale of Scraping
50,000	Landfill Fees
1,500	Special Pick-up Fee
100,000	Recycling Revenue
1,000,000	Solid Waste Fees

\$3,618,200

SUGGESTED EXPENDITURES:

100,000	Department
100,000	Contracting
100,000	Capital Outlay
100,000	Depreciation
100,000	Transfer to Other
100,000	Transfer to Admin
100,000	Landfill Charges
100,000	Commercial Parking
100,000	Municipal Services
100,000	Residential Parking
100,000	Administration

\$3,618,200

SOLID WASTE FUND

SUGGESTED CASH FLOW

(1) Land acquisition related to a five-year payment schedule negotiated with...

1995	2,000,000
1996	2,000,000
1997	2,000,000
1998	2,000,000
1999	2,000,000

FISCAL YEAR 1995

SOLID WASTE FUND

STATEMENT OF CASH FLOW

BUDGETED REVENUES:

Solid Waste Fees	\$3,350,000	
Recycling Revenue	35,000	
Special Pick-up Fees	1,500	
Landfill Fees	50,000	
Sale of Surplus	75,000	
Beginning Cash	<u>105,000</u>	
		\$3,616,500

BUDGETED EXPENDITURES:

Administration	\$ 219,809	
Residential Pick-up	613,272	
Horticultural Waste	549,375	
Commercial Pick-up	560,384	
Landfill Charges	580,200	
Transfer - Administration	298,900	
Transfer - Self Insurance	97,800	
Transfer - Pmt in Lieu of Taxes	212,250	
Debt Service (1)	109,280	
Capital Outlay	283,310	
Contingency	75,000	
Depreciation	<u>N/A</u>	
		\$3,599,580

BUDGETED CASH FLOW

\$ 16,920

(1) Land acquisition budgeted over a five-year payment schedule negotiated with seller:

1995	\$109,280
1996	\$114,744
1997	\$120,481
1998	\$126,506
1999	\$132,831

FISCAL YEAR 1995

SOLID WASTE FUND

STATEMENT OF REVENUES, EXPENDITURES AND NET INCOME

BUDGETED REVENUES:

Solid Waste Fees	\$3,350,000	
Recycling Revenue	35,000	
Special Pick-up Fees	1,500	
Landfill Fees	50,000	
Sale of Surplus	N/A	
Beginning Cash	N/A	
		<u>\$3,436,500</u>

BUDGETED EXPENDITURES:

Administration	\$ 219,809	
Residential Pick-up	613,272	
Horticultural Waste	549,375	
Commercial Pick-up	560,384	
Landfill Charges	580,200	
Transfer - Administration	298,900	
Transfer - Self Insurance	97,800	
Transfer - Pmt in Lieu of Taxes	212,250	
Capital Outlay	N/A	
Contingency	75,000	
Depreciation	200,000	
		<u>\$3,406,990</u>

BUDGETED NET INCOME

\$ 29,510

NOTE: Budget schedule prepared on the full accrual accounting basis, consistent with preparation of annual audit report.

**SOLID WASTE FUND
REVENUE SUMMARY**

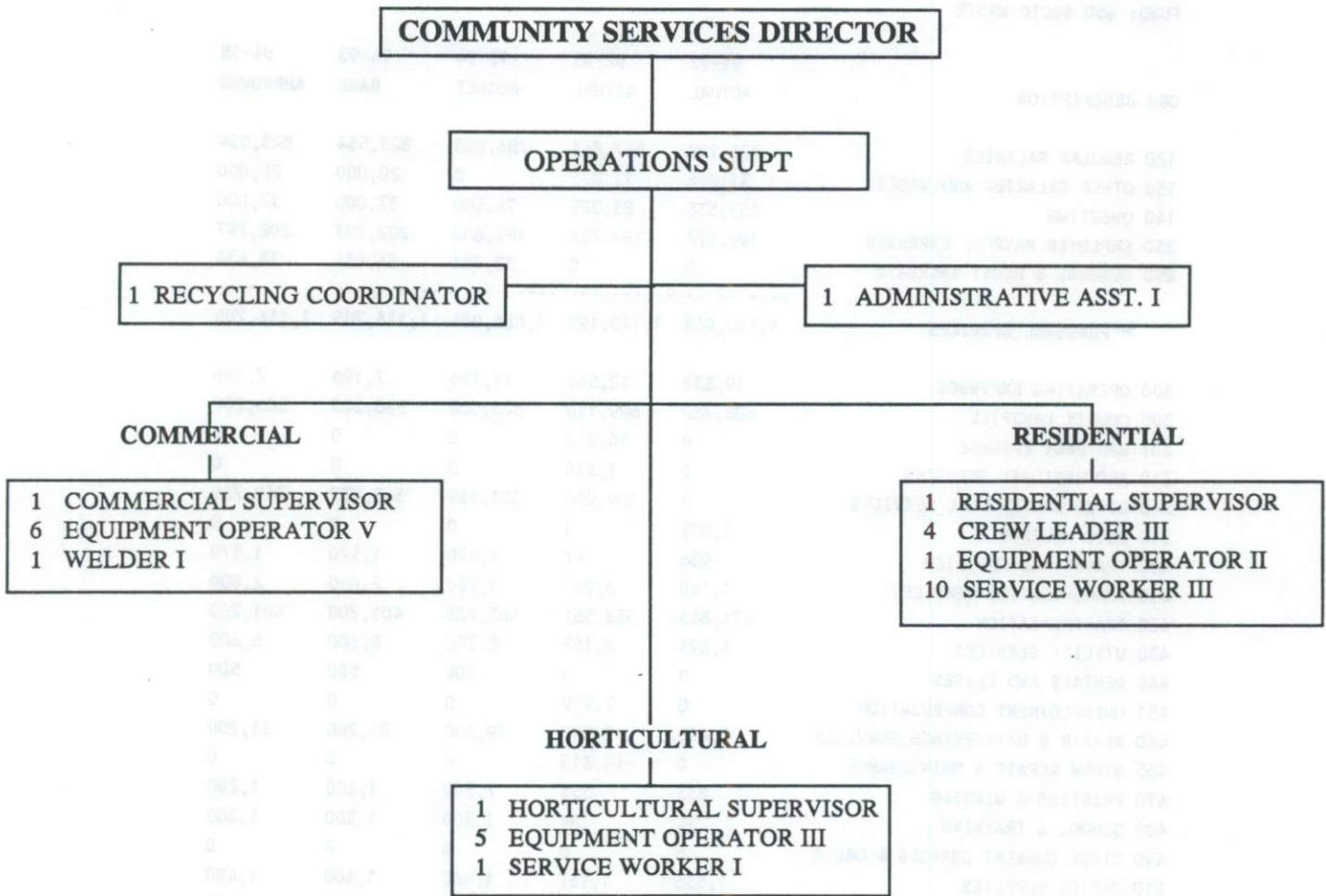
	1991-92 Actual	1992-93 Actual	1993-94 Budget	1993-94 Projected	1994-95 Budget
Solid Waste Fees	\$3,259,258	\$3,315,100	\$3,340,500	\$3,300,000	\$3,350,000
Recycling Revenue	31,083	25,106	30,000	38,700	35,000
Special Pick-up Fees	2,596	2,565	1,500	25,200	1,500
Landfill Fees	48,062	23,985	0	80,000	50,000
Sale of Surplus	0	3,903	0	2,500	75,000
Beginning Cash	0	0	0	0	105,000
Other Revenue	24,315	53,012	0	32,600	0
	<u>\$3,365,314</u>	<u>\$3,423,671</u>	<u>\$3,372,000</u>	<u>\$3,479,000</u>	<u>\$3,616,500</u>

\$3,406,990

\$2,29,210

NOTE: Budget schedule prepared on the full accrual accounting basis, consistent with preparation of annual audit report.

**COMMUNITY SERVICES
SOLID WASTE**



AUTHORIZED PERSONNEL:

	1994 BUDGET	1995 BASE BUDGET	1995 DEPT REQUEST	1995 APPROVED BUDGET
SOLID WASTE	33	33	33	33

FISCAL YEAR 1994-95

BUDGET DETAIL

-- FUND SUMMARY BY OBJECT CODE --

FUND: 450 SOLID WASTE

OBJ DESCRIPTION	91-92 ACTUAL	92-93 ACTUAL	93-94 BUDGET	94-95 BASE	94-95 APPROVED
120 REGULAR SALARIES	826,128	847,861	786,203	823,554	823,554
130 OTHER SALARIES AND WAGES	31,806	11,279	0	20,000	20,000
140 OVERTIME	103,538	83,329	74,500	37,000	37,000
250 EMPLOYER PAYROLL EXPENSES	199,476	197,726	192,600	202,797	202,797
290 GENERAL & MERIT INCREASE	0	0	32,781	33,434	33,434

* PERSONAL SERVICES	1,160,948	1,140,195	1,086,084	1,116,785	1,116,785
300 OPERATING EXPENSES	19,332	12,546	11,196	7,196	7,196
305 COUNTY LANDFILL	688,769	699,156	603,000	580,200	580,200
309 BAD DEBT EXPENSE	0	10,216	0	0	0
310 PROFESSIONAL SERVICES	0	1,310	0	0	0
340 OTHER CONTRACTUAL SERVICES	0	109,000	303,139	342,739	342,739
390 AUTO MILEAGE	1,875	0	0	0	0
400 TRAVEL AND PER DIEM	906	47	1,570	1,570	1,570
410 COMMUNICATION SERVICE	1,140	2,247	1,760	2,000	2,000
420 TRANSPORTATION	474,843	538,531	463,728	401,200	401,200
430 UTILITY SERVICES	6,293	7,167	8,200	8,600	8,600
440 RENTALS AND LEASES	0	0	500	500	500
451 UNEMPLOYMENT COMPENSATION	0	7,999	0	0	0
460 REPAIR & MAINTENANCE SERVICES	8,416	2,387	19,400	21,200	21,200
465 STORM REPAIR & MAINTENANCE	0	-44,316	0	0	0
470 PRINTING & BINDING	833	555	7,500	1,200	1,200
480 SCHOOL & TRAINING	214	84	1,300	1,300	1,300
490 OTHER CURRENT CHARGES & OBLIG	6	0	0	0	0
510 OFFICE SUPPLIES	1,536	1,167	1,400	1,400	1,400
520 OPERATING SUPPLIES	29,553	26,613	35,280	37,150	37,150
540 BOOKS,PUBLICATIONS,SUBS & MEM	295	408	400	0	0
590 DEPRECIATION	61,851	160,037	0	0	0

* OPERATING EXPENSES	1,295,862	1,535,154	1,458,373	1,406,255	1,406,255
630 IMPROVEMENTS OTHER THAN BLDGS	0	0	117,700	0	0
640 MACHINERY AND EQUIPMENT	0	0	130,550	38,076	38,076
670 VEHICLES	0	0	323,300	245,234	245,234
700 DEBT SERVICE	0	0	0	109,280	109,280
898 CONTINGENCY	0	0	70,200	75,000	75,000
910 TRANSFERS OUT	288,000	318,681	386,320	410,800	396,700
916 PAYMENTS IN LIEU OF TAXES	0	0	200,400	212,250	212,250
952 LOSS ON SALES	24,062	0	0	0	0

* NON-OPERATING EXPENSES	312,062	318,681	1,228,470	1,090,640	1,076,540

* TOTAL EXPENSES	2,768,872	2,994,030	3,772,927	3,613,680	3,599,580

FISCAL YEAR 1994-95

BUDGET DETAIL

FUND : 450 SOLID WASTE
 DEPARTMENT : 12 COMM SERVICES - SOLID WASTE
 FUNCTION : 534

	#	JOB TITLE	1994-95 APPROVED BUDGET
24 SOLID WASTE-RESIDENTIAL			
	1	RESIDENTIAL REFUSE SUPERVISOR	41,548
	4	CREW LEADER III	103,717
	1	EQUIPMENT OPERATOR II	23,405
	10	SERVICE WORKER III	203,576
25 SOLID WASTE - HORTICULTURAL			
	1	TRASH OPERATIONS SUPERVISOR	41,548
	5	EQUIPMENT OPERATOR III	117,269
	1	SERVICE WORKER I	19,921
26 SOLID WASTE - COMMERCIAL			
	1	COMMERCIAL REFUSE SUPERVISOR	34,076
	6	EQUIPMENT OPERATOR V	170,177
	1	WELDER I	22,768
59 SOLID WASTE - ADMINISTRATION			
	1	RECYCLING COORDINATOR	26,586
	1	ADMINISTRATIVE ASSISTANT I	18,963
	33	TOTAL AUTHORIZED POSITIONS	823,554
		REGULAR SALARIES	823,554
		OTHER SALARIES AND WAGES	20,000
		OVERTIME	37,000
		EMPLOYER PAYROLL EXPENSES	202,797
		GENERAL & MERIT INCREASE	33,434

			1,116,785

FISCAL YEAR 1994-95

BUDGET DETAIL

FUND : 450 SOLID WASTE
 DEPARTMENT : 12 COMM SERVICES - SOLID WASTE
 DIVISION : 59 SOLID WASTE - ADMINISTRATION
 FUNCTION : 534

OBJ DESCRIPTION	91-92 ACTUAL	92-93 ACTUAL	93-94 BUDGET	94-95 BASE	94-95 APPROVED
120 REGULAR SALARIES	0	18,231	42,567	45,549	45,549
140 OVERTIME	0	286	500	500	500
250 EMPLOYER PAYROLL EXPENSES	0	4,097	8,893	9,602	9,602
290 GENERAL & MERIT INCREASE	0	0	1,774	1,849	1,849

* PERSONAL SERVICES	0	22,614	53,734	57,500	57,500
300 OPERATING EXPENSES	0	726	4,000	0	0
309 BAD DEBT EXPENSE	0	10,216	0	0	0
340 OTHER CONTRACTUAL SERVICES	0	0	186,789	146,039	146,039
400 TRAVEL AND PER DIEM	0	0	500	1,570	1,570
410 COMMUNICATION SERVICE	0	1,816	500	2,000	2,000
420 TRANSPORTATION	0	0	1,000	1,200	1,200
430 UTILITY SERVICES	0	2,635	6,800	6,800	6,800
451 UNEMPLOYMENT COMPENSATION	0	7,999	0	0	0
460 REPAIR & MAINTENANCE SERVICES	0	114	2,500	2,000	2,000
470 PRINTING & BINDING	0	231	2,500	0	0
480 SCHOOL & TRAINING	0	84	500	1,300	1,300
510 OFFICE SUPPLIES	0	953	1,400	1,400	1,400
520 OPERATING SUPPLIES	0	0	500	0	0
540 BOOKS,PUBLICATIONS,SUBS & MEM	0	63	400	0	0
590 DEPRECIATION	0	160,037	0	0	0

* OPERATING EXPENSES	0	184,874	207,389	162,309	162,309
630 IMPROVEMENTS OTHER THAN BLDGS	0	0	117,700	0	0
640 MACHINERY AND EQUIPMENT	0	0	10,000	0	0
700 DEBT SERVICE	0	0	0	109,280	109,280
898 CONTINGENCY	0	0	70,200	75,000	75,000
910 TRANSFERS OUT	183,000	318,681	386,320	410,800	396,700
916 PAYMENTS IN LIEU OF TAXES	0	0	200,400	212,250	212,250

* NON-OPERATING EXPENSES	183,000	318,681	784,620	807,330	793,230

* TOTAL EXPENSES	183,000	526,169	1,045,743	1,027,139	1,013,039

FISCAL YEAR 1994-95

BUDGET DETAIL

FUND : 450 SOLID WASTE
 DEPARTMENT : 12 COMM SERVICES - SOLID WASTE
 DIVISION : 24 SOLID WASTE-RESIDENTIAL
 FUNCTION : 534

OBJ DESCRIPTION	91-92 ACTUAL	92-93 ACTUAL	93-94 BUDGET	94-95 BASE	94-95 APPROVED
120 REGULAR SALARIES	358,210	352,492	345,474	372,246	372,246
130 OTHER SALARIES AND WAGES	3,153	960	0	0	0
140 OVERTIME	22,458	22,364	26,000	13,500	13,500
250 EMPLOYER PAYROLL EXPENSES	80,300	81,830	87,488	91,538	91,538
290 GENERAL & MERIT INCREASE	0	0	14,404	15,112	15,112

* PERSONAL SERVICES	464,121	457,646	473,366	492,396	492,396
300 OPERATING EXPENSES	2,146	995	3,296	3,296	3,296
305 COUNTY LANDFILL	145,189	159,266	156,000	156,000	156,000
390 AUTO MILEAGE	1,875	0	0	0	0
400 TRAVEL AND PER DIEM	6	0	350	0	0
410 COMMUNICATION SERVICE	380	53	420	0	0
420 TRANSPORTATION	128,488	139,179	136,884	100,000	100,000
430 UTILITY SERVICES	1,184	4,532	0	0	0
460 REPAIR & MAINTENANCE SERVICES	3,638	231	10,500	10,500	10,500
480 SCHOOL & TRAINING	100	0	250	0	0
510 OFFICE SUPPLIES	416	0	0	0	0
520 OPERATING SUPPLIES	14,117	5,964	7,080	7,080	7,080
540 BOOKS,PUBLICATIONS,SUBS & MEM	104	0	0	0	0
590 DEPRECIATION	61,851	0	0	0	0

* OPERATING EXPENSES	359,494	310,220	314,780	276,876	276,876
670 VEHICLES	0	0	26,300	0	0
910 TRANSFERS OUT	35,000	0	0	0	0
952 LOSS ON SALES	24,062	0	0	0	0

* NON-OPERATING EXPENSES	59,062	0	26,300	0	0

* TOTAL EXPENSES	882,677	767,866	814,446	769,272	769,272

FISCAL YEAR 1994-95

BUDGET DETAIL

FUND : 450 SOLID WASTE
 DEPARTMENT : 12 COMM SERVICES - SOLID WASTE
 DIVISION : 25 SOLID WASTE - HORTICULTURAL
 FUNCTION : 534

OBJ DESCRIPTION	91-92 ACTUAL	92-93 ACTUAL	93-94 BUDGET	94-95 BASE	94-95 APPROVED
120 REGULAR SALARIES	180,876	201,875	174,234	178,738	178,738
130 OTHER SALARIES AND WAGES	1,624	0	0	20,000	20,000
140 OVERTIME	37,559	33,251	20,000	5,000	5,000
250 EMPLOYER PAYROLL EXPENSES	48,419	48,746	40,637	46,150	46,150
290 GENERAL & MERIT INCREASE	0	0	7,267	7,257	7,257

* PERSONAL SERVICES	268,478	283,872	242,138	257,145	257,145
300 OPERATING EXPENSES	10,632	6,701	1,900	1,900	1,900
305 COUNTY LANDFILL	142,542	71,882	27,000	4,200	4,200
310 PROFESSIONAL SERVICES	0	1,310	0	0	0
340 OTHER CONTRACTUAL SERVICES	0	42,065	116,350	143,200	143,200
400 TRAVEL AND PER DIEM	0	32	370	0	0
410 COMMUNICATION SERVICE	430	77	420	0	0
420 TRANSPORTATION	157,308	191,929	151,688	125,000	125,000
430 UTILITY SERVICES	4,351	0	1,400	1,800	1,800
440 RENTALS AND LEASES	0	0	500	500	500
460 REPAIR & MAINTENANCE SERVICES	2,722	1,293	4,600	4,600	4,600
465 STORM REPAIR & MAINTENANCE	0	-45,977	0	0	0
470 PRINTING & BINDING	143	0	5,000	1,200	1,200
480 SCHOOL & TRAINING	35	0	300	0	0
510 OFFICE SUPPLIES	297	59	0	0	0
520 OPERATING SUPPLIES	4,265	5,717	14,030	14,030	14,030

* OPERATING EXPENSES	322,725	275,088	323,558	296,430	296,430
640 MACHINERY AND EQUIPMENT	0	0	49,000	0	0
910 TRANSFERS OUT	35,000	0	0	0	0

* NON-OPERATING EXPENSES	35,000	0	49,000	0	0

* TOTAL EXPENSES	626,203	558,960	614,696	553,575	553,575

FISCAL YEAR 1994-95

BUDGET DETAIL

FUND : 450 SOLID WASTE
 DEPARTMENT : 12 COMM SERVICES - SOLID WASTE
 DIVISION : 26 SOLID WASTE - COMMERCIAL
 FUNCTION : 534

OBJ DESCRIPTION	91-92 ACTUAL	92-93 ACTUAL	93-94 BUDGET	94-95 BASE	94-95 APPROVED
120 REGULAR SALARIES	242,437	229,297	223,928	227,021	227,021
140 OVERTIME	26,916	21,176	28,000	18,000	18,000
250 EMPLOYER PAYROLL EXPENSES	57,814	53,998	55,582	55,507	55,507
290 GENERAL & MERIT INCREASE	0	0	9,336	9,216	9,216

* PERSONAL SERVICES	327,167	304,471	316,846	309,744	309,744
300 OPERATING EXPENSES	2,305	3,656	2,000	2,000	2,000
305 COUNTY LANDFILL	401,038	468,008	420,000	420,000	420,000
340 OTHER CONTRACTUAL SERVICES	0	0	0	53,500	53,500
400 TRAVEL AND PER DIEM	479	18	350	0	0
410 COMMUNICATION SERVICE	330	254	420	0	0
420 TRANSPORTATION	163,295	174,156	174,156	175,000	175,000
430 UTILITY SERVICES	758	0	0	0	0
460 REPAIR & MAINTENANCE SERVICES	1,598	710	1,800	4,100	4,100
465 STORM REPAIR & MAINTENANCE	0	1,661	0	0	0
470 PRINTING & BINDING	690	0	0	0	0
480 SCHOOL & TRAINING	79	0	250	0	0
490 OTHER CURRENT CHARGES & OBLIG	6	0	0	0	0
510 OFFICE SUPPLIES	816	0	0	0	0
520 OPERATING SUPPLIES	8,405	13,787	13,670	16,040	16,040

* OPERATING EXPENSES	579,799	662,250	612,646	670,640	670,640
640 MACHINERY AND EQUIPMENT	0	0	71,550	0	0
670 VEHICLES	0	0	185,000	0	0
910 TRANSFERS OUT	35,000	0	0	0	0

* NON-OPERATING EXPENSES	35,000	0	256,550	0	0

* TOTAL EXPENSES	941,966	966,721	1,186,042	980,384	980,384

CIP PROJECTS - SOLID WASTE

DATE 8/8/94

CIP..	PROJECT.....	DEPT....	DEPT....	DEPT....	TIME		PROJECT
					DEPT....	DEPT....	
PROJ	DESCRIPTION	REQUEST	REQUEST	REQUEST	REQUEST	REQUEST	TOTAL
		1995	1996	1997	1998	1999	
SOLID WASTE							
95P07	LAND ACQUISITION	109280	114744	120481	126506	132831	603842
	* IMPROVEMENT TOTAL	109280	114744	120481	126506	132831	603842
95P01	COMMERCIAL CONTAINERS	30000	30000	30000	30000	30000	150000
95P02	RESIDENTIAL REAR LOADER RADIO	3676					3676
95P04	REFUSE TRUCKSTER/SCOOTERS	41904	32370	44455	34342	46247	199318
95P05	COMMERCIAL REAR VIEW CAMERA UNITS	4400	4500	4600	4700	4800	23000
95P06	TRASH CRANE (REFURBISH)	9000					9000
95P08	COMMERCIAL FRONT LOAD TRUCK	120000	124800	259584	134983		639367
95P09	TRASH CRANE	60000	63000	66150	69458		258608
95P11	PICK-UP TRUCK	14330		16000			30330
96P10	REAR END LOADER GARBAGE TRUCK		117968		130060		248028
	* REPLACEMENT TOTAL	283310	372638	420789	403543	81047	1561327
	** SOLID WASTE TOTALS	392590	487382	541270	530049	213878	2165169
SOLID WASTE GRANT							
95Z01	UTILITY VAN		14500				14500
	* IMPROVEMENT TOTAL		14500				14500
	** SOLID WASTE GRANT TOTALS		14500				14500
	*** COMM SERVICES - SOLID WASTE TOTALS	407090	487382	541270	530049	213878	2179669
	**** GRAND TOTALS	407090	487382	541270	530049	213878	2179669

FISCAL YEAR 1980
CITY DOCK FUND
STATEMENT OF DEBIT

SUGGESTED REVENUES:
Jack Dennis
Fuel Sales
Bart & Mary Miller
Interest Income
Collector Court

9887,600

SUGGESTED EXPENDITURES:

CITY
DOCK
FUND

Personnel Services
Fuel Expenses
Repairs & Maintenance
Operations and Maintenance
Insurance - Auto Liability
Insurance - Public Liability
Debt Service Fund
Debt Service Fund
Renewal/Replacement
Contingency - Misc.
Depository

080,000

9,887,600

SUGGESTED CASH FLOW

FISCAL YEAR 1995

CITY DOCK FUND

STATEMENT OF CASH FLOW

BUDGETED REVENUES:

Dock Rentals	\$330,000	
Fuel Sales	450,000	
Bait & Misc. Sales	45,000	
Interest Income	2,500	
Collier County Grant	<u>160,000</u>	
		\$987,500

BUDGETED EXPENDITURES:

Personal Services	\$107,029	
Fuel Purchases	350,000	
Resale Inventory	39,000	
Operations and Maintenance	43,280	
Transfer - Administration	61,700	
Transfer - Self-Insurance	6,500	
Debt Service Principal	74,392	
Debt Service Interest	24,179	
Renewal/Replacement	100,000	
Construction - Naples Landings	160,000	
Depreciation	<u>N/A</u>	
		\$966,080

BUDGETED CASH FLOW

\$ 21,420

FISCAL YEAR 1995

CITY DOCK FUND

STATEMENT OF REVENUES, EXPENDITURES AND NET INCOME

BUDGETED REVENUES:

Dock Rentals	\$330,000	
Fuel Sales	450,000	
Bait & Misc. Sales	45,000	
Interest Income	<u>2,500</u>	
		\$827,500

BUDGETED EXPENDITURES:

Personal Services	\$107,029	
Fuel Purchases	350,000	
Resale Inventory	39,000	
Operations and Maintenance	43,280	
Transfer - Administration	61,700	
Transfer - Self-Insurance	6,500	
Debt Service Principal	N/A	
Debt Service Interest	24,179	
Renewal/Replacement	N/A	
Depreciation	<u>75,000</u>	
		\$706,688

BUDGETED NET INCOME

\$120,812

NOTE: Budget schedule prepared on the full accrual accounting basis, consistent with preparation of annual audit report.

**CITY DOCK FUND
REVENUE SUMMARY**

	1991-92 Actual	1992-93 Actual	1993-94 Budget	1993-94 Projected	1994-95 Budget
Dock Rentals	\$247,403	\$297,433	\$300,000	\$330,000	\$330,000
Fuel Sales	392,295	414,442	400,000	450,000	450,000
Bait & Miscellaneous Sales	43,669	43,860	45,000	48,000	45,000
Interest Income	6,364	3,668	2,500	2,500	2,500
Collier County Grant	N/A	N/A	N/A	N/A	160,000
Other Revenue	255	1,263	N/A	N/A	N/A
	\$689,986	\$760,666	\$747,500	\$830,500	\$987,500

NOTE: Budget schedule prepared on the full accrual accounting basis, consistent with preparation of annual audit report.

FISCAL YEAR 1994-95

BUDGET DETAIL

FUND : 460 CITY DOCK FUND
 DEPARTMENT : 09 COMMUNITY SERVICES
 DIVISION : 36 CITY DOCK
 FUNCTION : 572

OBJ DESCRIPTION	91-92 ACTUAL	92-93 ACTUAL	93-94 BUDGET	94-95 BASE	94-95 APPROVED
120 REGULAR SALARIES	64,307	68,439	66,084	68,787	68,787
130 OTHER SALARIES AND WAGES	1,835	6,728	10,000	10,000	10,000
140 OVERTIME	11,753	13,105	11,000	11,000	11,000
250 EMPLOYER PAYROLL EXPENSES	15,153	15,775	13,592	14,450	14,450
290 GENERAL & MERIT INCREASE	0	0	2,755	2,792	2,792

* PERSONAL SERVICES	93,048	104,047	103,431	107,029	107,029
300 OPERATING EXPENSES	7,601	1,734	1,500	2,500	2,500
310 PROFESSIONAL SERVICES	0	1,023	1,200	1,000	1,000
340 OTHER CONTRACTUAL SERVICES	0	180	180	180	180
400 TRAVEL AND PER DIEM	0	0	0	500	500
410 COMMUNICATION SERVICE	1,100	1,279	1,200	2,000	2,000
430 UTILITY SERVICES	12,535	16,202	14,700	15,000	15,000
460 REPAIR & MAINTENANCE SERVICES	4,977	8,469	5,000	5,000	5,000
470 PRINTING & BINDING	2,492	5,472	7,500	10,000	500
472 ADVERTISING (NON LEGAL)	0	0	0	0	9,500
480 SCHOOL & TRAINING	0	35	1,500	1,500	1,500
490 OTHER CURRENT CHARGES & OBLIG	0	216	255	250	250
510 OFFICE SUPPLIES	85	38	150	200	200
519 RESALE EXPENSE	33,790	43,114	30,000	39,000	39,000
520 OPERATING SUPPLIES	986	2,722	6,320	5,000	5,000
522 FUEL	331,075	348,114	330,000	350,000	350,000
540 BOOKS,PUBLICATIONS,SUBS & MEM	0	150	150	150	150
590 DEPRECIATION	66,082	67,575	0	0	0

* OPERATING EXPENSES	460,723	496,323	399,655	432,280	432,280
630 IMPROVEMENTS OTHER THAN BLDGS	0	0	0	160,000	160,000
639 RENEWAL & REPLACEMENT	0	0	137,300	100,000	100,000
700 DEBT SERVICE	53,076	31,876	87,885	98,571	98,571
702 BOND AMORTIZATION EXPENSE	345	625	0	0	0
705 EXTRAORDINARY LOSS ON DEBT EXT	0	29,536	0	0	0
910 TRANSFERS OUT	49,489	44,118	64,110	68,200	68,200

* NON-OPERATING EXPENSES	102,910	106,155	289,295	426,771	426,771

* TOTAL EXPENSES	656,681	706,525	792,381	966,080	966,080

FISCAL YEAR 1994-95

BUDGET DETAIL

FUND : 460 CITY DOCK FUND
 DEPARTMENT : 09 COMMUNITY SERVICES
 FUNCTION : 572

1994-95 APPROVED

	94-95	94-95	#	JOB TITLE	94-95	94-95
	APPROVED	BASE			ACTUAL	ACTUAL
36 CITY DOCK						
	68,787	68,787	1	DOCK MASTER	27,928	27,928
	10,000	10,000	2	DOCK KEEPER	40,859	40,859
	11,000	11,000				
	14,450	14,450	3	TOTAL AUTHORIZED POSITIONS	68,787	68,787
	2,792	2,792				
<hr/>						
	107,029	107,029		REGULAR SALARIES	68,787	68,787
				OTHER SALARIES AND WAGES	10,000	10,000
	5,000	5,000		OVERTIME	11,000	11,000
	1,000	1,000		EMPLOYER PAYROLL EXPENSES	14,450	14,450
	180	180		GENERAL & MERIT INCREASE	2,792	2,792
	200	200				
	5,000	5,000				
	12,000	12,000				
	2,000	2,000				
	10,000	10,000				
	0	0				
	1,000	1,000				
	200	200				
	30,000	30,000				
	2,000	2,000				
	200,000	200,000				
	150	150				
	0	0				
	435,280	435,280				
	100,000	100,000				
	100,000	100,000				
	50,571	50,571				
	0	0				
	0	0				
	69,500	69,500				
	454,771	454,771				
	900,000	900,000				

FISCAL YEAR 1995
NAPLES BEACH FUND
STATEMENT OF CASH FLOW

BUDGETED REVENUES:

Fishing Pier Concessions(1)	\$157,500	
Lowdermilk Contract	20,000	
Meter Collections	257,300	
Parking Tickets	250,000	
Collier County	168,700	
Transfer - General Fund	3,260	
Transfer - Utility Tax Fund	<u>110,000</u>	
		\$ 966,760

BUDGETED EXPENDITURES:

Concession Supplies(1)	\$ 75,000	
Personal Services(1)	342,831	
Operations & Maintenance	79,265	
Transfer - Police & Admin.	113,800	
Transfer - Parks Maintenance	97,700	
Transfer - Self Insurance	53,630	
Repair & Replacement	50,000	
Depreciation	N/A	
Pier Replacement Fund	100,000	
Contingency	<u>25,000</u>	
		\$ 937,226

CASH FLOW **\$ 29,534**

(1) Fishing Pier budgeted with assumption that facility will be closed five months off-season for rebuilding.

FISCAL YEAR 1995

NAPLES BEACH FUND

STATEMENT OF REVENUES, EXPENDITURES AND NET INCOME

BUDGETED REVENUES:

Fishing Pier Concessions (1)	\$157,500	
Lowdermilk Contract	20,000	
Meter Collections	257,300	
Parking Tickets	250,000	
Collier County	168,700	
Transfer - General Fund	3,260	
Transfer - Utility Tax Fund	<u>110,000</u>	
		\$ 966,760

BUDGETED EXPENDITURES:

Concession Supplies (1)	\$ 75,000	
Personal Services (1)	342,831	
Operations & Maintenance	79,265	
Transfer - Police & Admin.	113,800	
Transfer - Parks Maintenance	97,700	
Transfer - Self Insurance	53,630	
Repair & Replacement	N/A	
Depreciation	175,000	
Contingency	<u>25,000</u>	
		\$ 962,226

BUDGETED NET INCOME

\$ 4,534

NOTE: Budget schedule prepared on the full accrual accounting basis, consistent with preparation of annual audit report.

(1) Fishing Pier budgeted with assumption that facility will be closed five months off-season for rebuilding.

**NAPLES BEACH FUND
REVENUE SUMMARY**

	1991-92 Actual	1992-93 Actual	1993-94 Budget	1993-94 Projected	1994-95 Budget
Fishing Pier Concessions	\$219,358	\$217,972	\$220,000	\$210,000	\$157,500
Lowdermilk Contract	N/A	N/A	18,000	19,800	20,000
Meter Collections	338,040	318,296	257,300	257,300	257,300
Parking Tickets	190,174	209,341	210,000	275,000	250,000
Collier County	155,000	159,650	165,200	164,000	168,700
Transfer - General Fund	N/A	N/A	3,100	3,100	3,260
Transfer - Utility Tax	N/A	N/A	N/A	N/A	110,000
Other Revenue	7,003	3,996	N/A	N/A	N/A
	<u>\$909,575</u>	<u>\$909,255</u>	<u>\$873,600</u>	<u>\$929,200</u>	<u>\$966,760</u>

NOTE: Budget schedule prepared on the full accrual accounting basis, consistent with preparation of annual audit report.

(1) Fishing Pier budgeted with assumption that facility will be closed five months off-season for rebuilding.

FISCAL YEAR 1994-95

BUDGET DETAIL

FUND : 150 NAPLES BEACH FUND
 DEPARTMENT : 10 PARKING
 DIVISION DEPARTMENT SUMMARY
 FUNCTION : 545

OBJ DESCRIPTION	91-92 ACTUAL	92-93 ACTUAL	93-94 BUDGET	94-95 BASE	94-95 APPROVED
120 REGULAR SALARIES	250,111	214,057	275,410	253,914	253,914
130 OTHER SALARIES AND WAGES	65,203	37,842	5,000	5,000	5,000
140 OVERTIME	14,052	11,819	13,741	11,544	11,544
250 EMPLOYER PAYROLL EXPENSES	82,807	64,158	72,186	62,069	62,069
290 GENERAL & MERIT INCREASE	0	0	11,428	10,305	10,305

* PERSONAL SERVICES	412,173	327,876	377,765	342,832	342,832
300 OPERATING EXPENSES	2,605	3,485	8,578	9,100	9,100
340 OTHER CONTRACTUAL SERVICES	13,043	180	180	180	180
390 AUTO MILEAGE	0	0	150	0	0
400 TRAVEL AND PER DIEM	299	176	0	500	500
410 COMMUNICATION SERVICE	1,295	2,104	1,204	1,600	1,600
420 TRANSPORTATION	10,004	17,160	17,160	9,000	9,000
425 POSTAGE & FREIGHT	500	2,260	3,000	3,000	3,000
430 UTILITY SERVICES	28,817	47,819	33,700	18,500	18,500
440 RENTALS AND LEASES	0	2,540	1,200	1,200	1,200
451 UNEMPLOYMENT COMPENSATION	0	0	0	10,000	10,000
460 REPAIR & MAINTENANCE SERVICES	8,756	11,455	7,250	6,985	6,985
470 PRINTING & BINDING	6,869	9,064	2,000	4,000	4,000
480 SCHOOL & TRAINING	0	0	860	2,500	2,500
490 OTHER CURRENT CHARGES & OBLIG	25	50	371	100	100
510 OFFICE SUPPLIES	4	717	100	100	100
519 RESALE EXPENSE	93,997	94,533	100,000	75,000	75,000
520 OPERATING SUPPLIES	12,514	8,618	13,115	12,000	12,000
550 DUPLICATING CHARGES	0	26	500	500	500
590 DEPRECIATION	79,419	71,754	0	0	0

* OPERATING EXPENSES	258,147	271,941	189,368	154,265	154,265
630 IMPROVEMENTS OTHER THAN BLDGS	0	0	50,000	150,000	150,000
670 VEHICLES	0	0	3,885	0	0
700 DEBT SERVICE	2,396	180	0	0	0
898 CONTINGENCY	0	0	0	25,000	25,000
910 TRANSFERS OUT	191,737	197,286	185,380	265,130	265,130
952 LOSS ON SALES	0	1,380	0	0	0

* NON-OPERATING EXPENSES	194,133	198,846	239,265	440,130	440,130

* TOTAL EXPENSES	864,453	798,663	806,398	937,227	937,227

FISCAL YEAR 1994-95

BUDGET DETAIL

FUND : 150 NAPLES BEACH FUND
 DEPARTMENT : 10 PARKING
 FUNCTION : 545

1994-95 APPROVED
 BUDGET

16 ADMINISTRATION

#	JOB TITLE	BUDGET
1	ADMINISTRATIVE ASSISTANT I	18,969

18 FISHING PIER

#	JOB TITLE	BUDGET
1	REC AIDE II	11,736
4	REC AIDE I PT	18,388

28 ENFORCEMENT

#	JOB TITLE	BUDGET
7	BEACH SPECIALISTS	161,116
2	REC AIDE I PT	23,059

77 MAINTENANCE

#	JOB TITLE	BUDGET
2	SERVICE WORKER III PT	20,646
17	TOTAL AUTHORIZED POSITIONS	253,914

	REGULAR SALARIES	253,914
	OTHER SALARIES AND WAGES	5,000
	OVERTIME	11,544
	EMPLOYER PAYROLL EXPENSES	62,069
	GENERAL & MERIT INCREASE	10,305

342,832

FISCAL YEAR 1994-95

BUDGET DETAIL

FUND : 150 NAPLES BEACH FUND
 DEPARTMENT : 10 PARKING
 DIVISION : 16 ADMINISTRATION
 FUNCTION : 545

OBJ DESCRIPTION	91-92 ACTUAL	92-93 ACTUAL	93-94 BUDGET	94-95 BASE	94-95 APPROVED
120 REGULAR SALARIES	0	0	18,228	18,969	18,969
250 EMPLOYER PAYROLL EXPENSES	0	0	4,101	4,377	4,377
290 GENERAL & MERIT INCREASE	0	0	761	769	769
<hr/>					
* PERSONAL SERVICES	0	0	23,090	24,115	24,115
<hr/>					
425 POSTAGE & FREIGHT	0	0	3,000	3,000	3,000
480 SCHOOL & TRAINING	0	0	500	500	500
520 OPERATING SUPPLIES	0	0	500	500	500
550 DUPLICATING CHARGES	0	0	500	500	500
<hr/>					
* OPERATING EXPENSES	0	0	4,500	4,500	4,500
<hr/>					
910 TRANSFERS OUT	0	0	185,380	265,130	265,130
<hr/>					
* NON-OPERATING EXPENSES	0	0	185,380	265,130	265,130
<hr/>					
* TOTAL EXPENSES	0	0	212,970	293,745	293,745

FISCAL YEAR 1994-95

BUDGET DETAIL

FUND : 150 NAPLES BEACH FUND
 DEPARTMENT : 10 PARKING
 DIVISION : 18 FISHING PIER
 FUNCTION : 545

OBJ DESCRIPTION	91-92 ACTUAL	92-93 ACTUAL	93-94 BUDGET	94-95 BASE	94-95 APPROVED
120 REGULAR SALARIES	34,823	34,524	50,889	30,124	30,124
130 OTHER SALARIES AND WAGES	16,837	21,119	0	0	0
140 OVERTIME	5,145	4,461	2,801	604	604
250 EMPLOYER PAYROLL EXPENSES	14,779	21,289	15,910	9,275	9,275
290 GENERAL & MERIT INCREASE	0	0	2,195	1,221	1,221

* PERSONAL SERVICES	71,584	81,393	71,795	41,224	41,224

300 OPERATING EXPENSES	1,252	234	750	1,000	1,000
340 OTHER CONTRACTUAL SERVICES	0	180	180	180	180
390 AUTO MILEAGE	0	0	50	0	0
410 COMMUNICATION SERVICE	273	255	264	300	300
430 UTILITY SERVICES	3,481	3,006	3,700	3,500	3,500
440 RENTALS AND LEASES	0	2,540	1,200	1,200	1,200
451 UNEMPLOYMENT COMPENSATION	0	0	0	10,000	10,000
460 REPAIR & MAINTENANCE SERVICES	2,016	1,237	750	1,985	1,985
490 OTHER CURRENT CHARGES & OBLIG	25	50	371	100	100
510 OFFICE SUPPLIES	4	717	100	100	100
519 RESALE EXPENSE	93,997	94,533	100,000	75,000	75,000
520 OPERATING SUPPLIES	99	1,437	2,000	1,000	1,000

* OPERATING EXPENSES	101,147	104,189	109,365	94,365	94,365

* TOTAL EXPENSES	172,731	185,582	181,160	135,589	135,589

FISCAL YEAR 1994-95

BUDGET DETAIL

FUND : 150 NAPLES BEACH FUND
 DEPARTMENT : 10 PARKING
 DIVISION : 28 ENFORCEMENT
 FUNCTION : 545

OBJ DESCRIPTION	91-92 ACTUAL	92-93 ACTUAL	93-94 BUDGET	94-95 BASE	94-95 APPROVED
120 REGULAR SALARIES	215,288	179,533	186,447	184,175	184,175
130 OTHER SALARIES AND WAGES	48,366	16,723	0	0	0
140 OVERTIME	8,907	7,358	10,940	10,940	10,940
250 EMPLOYER PAYROLL EXPENSES	68,028	42,869	47,862	43,841	43,841
290 GENERAL & MERIT INCREASE	0	0	7,643	7,477	7,477

* PERSONAL SERVICES	340,589	246,483	252,892	246,433	246,433
300 OPERATING EXPENSES	1,353	3,251	112	600	600
340 OTHER CONTRACTUAL SERVICES	13,043	0	0	0	0
400 TRAVEL AND PER DIEM	299	176	0	500	500
410 COMMUNICATION SERVICE	1,022	1,849	0	0	0
420 TRANSPORTATION	10,004	17,160	17,160	9,000	9,000
425 POSTAGE & FREIGHT	500	2,260	0	0	0
430 UTILITY SERVICES	25,336	44,813	0	0	0
460 REPAIR & MAINTENANCE SERVICES	6,740	10,218	0	0	0
470 PRINTING & BINDING	6,869	9,064	2,000	4,000	4,000
480 SCHOOL & TRAINING	0	0	360	2,000	2,000
520 OPERATING SUPPLIES	12,415	7,181	3,018	3,000	3,000
550 DUPLICATING CHARGES	0	26	0	0	0
590 DEPRECIATION	79,419	71,754	0	0	0

* OPERATING EXPENSES	157,000	167,752	22,650	19,100	19,100
670 VEHICLES	0	0	3,885	0	0
700 DEBT SERVICE	2,396	180	0	0	0
910 TRANSFERS OUT	191,737	197,286	0	0	0
952 LOSS ON SALES	0	1,380	0	0	0

* NON-OPERATING EXPENSES	194,133	198,846	3,885	0	0

* TOTAL EXPENSES	691,722	613,081	279,427	265,533	265,533

FISCAL YEAR 1994-95

BUDGET DETAIL

FUND : 150 MAPLES BEACH FUND
 DEPARTMENT : 10 PARKING
 DIVISION : 77 MAINTENANCE
 FUNCTION : 545

OBJ DESCRIPTION	91-92 ACTUAL	92-93 ACTUAL	93-94 BUDGET	94-95 BASE	94-95 APPROVED
120 REGULAR SALARIES	0	0	19,846	20,646	20,646
130 OTHER SALARIES AND WAGES	0	0	5,000	5,000	5,000
250 EMPLOYER PAYROLL EXPENSES	0	0	4,313	4,576	4,576
290 GENERAL & MERIT INCREASE	0	0	829	838	838

* PERSONAL SERVICES	0	0	29,988	31,060	31,060
300 OPERATING EXPENSES	0	0	7,716	7,500	7,500
390 AUTO MILEAGE	0	0	100	0	0
410 COMMUNICATION SERVICE	0	0	940	1,300	1,300
430 UTILITY SERVICES	0	0	30,000	15,000	15,000
460 REPAIR & MAINTENANCE SERVICES	0	0	6,500	5,000	5,000
520 OPERATING SUPPLIES	0	0	7,597	7,500	7,500

* OPERATING EXPENSES	0	0	52,853	36,300	36,300
630 IMPROVEMENTS OTHER THAN BLDGS	0	0	50,000	150,000	150,000
898 CONTINGENCY	0	0	0	25,000	25,000

* NON-OPERATING EXPENSES	0	0	50,000	175,000	175,000

* TOTAL EXPENSES	0	0	132,841	242,360	242,360

CIP PROJECTS - BEACH PARKING

DATE 8/8/94

CIP.. PROJECT.....
 PROJ DESCRIPTION

TIME					PROJECT TOTAL
DEPT.... REQUEST 1995	DEPT.... REQUEST 1996	DEPT.... REQUEST 1997	DEPT.... REQUEST 1998	DEPT.... REQUEST 1999	

BEACH PARKING

97R01	BEACH SPECIALIST PROGRAM			20098	21106	41204
	* REPLACEMENT TOTAL			20098	21106	41204
	** BEACH PARKING TOTALS			20098	21106	41204
	*** PARKING TOTALS			20098	21106	41204
	**** GRAND TOTALS			20098	21106	41204

MORNING BAY
 TAX DISTRICT

ORDINANCE 94-7277

AN ORDINANCE DETERMINING AND FIXING THE 1994 TAX LEVY AND MILLAGE RATE FOR THE MOORINGS BAY SPECIAL TAXING DISTRICT, FOR THE PURPOSE OF PROVIDING SUFFICIENT FUNDS FOR THE OPERATIONS OF THE SPECIAL TAXING DISTRICT; PROVIDING A SEVERABILITY CLAUSE, A REPEALER PROVISION AND AN EFFECTIVE DATE.

WHEREAS, the 1994 Tax Assessment Roll has been prepared, equalized and certified, showing:

Total Assessed Valuation of
Real and Personal Property \$490,152,790

NOW, THEREFORE, BE IT ORDAINED BY THE COUNCIL OF THE CITY OF NAPLES, FLORIDA:

Section 1. That the tax levy and millage rate for the Moorings Bay Special Taxing District for the year 1994 be, and the same is, hereby fixed and determined to be .5000.

Section 2. That the tax levy and millage rate have been fixed and determined in accordance with the following assessments and findings of the City Council, and making allowances for tax delinquents, discounts and losses therein, show, to-wit:
Moorings Bay Special Taxing District
.5000 mills \$235,204

Section 3. If any word, phrase, clause, subsection or section of this ordinance is for any reason held unconstitutional or invalid, the invalidity thereof shall not affect the validity of any remaining portions of this ordinance.

Section 4. That all sections or parts of sections of the Code of Municipal Ordinances, all ordinances or parts of ordinances, and all resolutions or parts of resolutions in conflict herewith, be and the same are hereby repealed to the extent of such conflict.

Section 5. This ordinance shall take effect October 1, 1994.

APPROVED AT FIRST READING THIS 8TH DAY OF SEPTEMBER, 1994.

PASSED AND ADOPTED AT SECOND READING AND PUBLIC HEARING IN OPEN AND SPECIAL SESSION OF THE CITY COUNCIL OF THE CITY OF NAPLES, FLORIDA THIS 22ND DAY OF SEPTEMBER, 1994.

Paul W. Muenzer
Paul W. Muenzer, Mayor

Approved as to form and legality:
Maria J. Chiaro
Maria J. Chiaro, City Attorney

Attest:

Janet Cason
Janet Cason, City Clerk
M:\REF\COUNCIL\ORD\94-7277

94-7277		
Korest		A
Pennington	M	Y
Prolman		Y
Sullivan	S	Y
Tarrant		Y
VanArsdale		Y
Muenzer		Y
(6-0)		
M=Motion S=Second		
Y=Yes N=No A=Absent		

FISCAL YEAR 1995

MOORINGS BAY TAX DISTRICT

SUMMARY

REVENUES:

Property Tax (at 0.5 mills)	<u>\$235,204</u>	\$235,204
-----------------------------	------------------	------------------

EXPENDITURES:

Operations & Maintenance	\$ 59,250	
Debt Service	23,913	
Transfer-Water/Sewer Fund (1)	<u>108,600</u>	
		<u>\$191,763</u>

CASH FLOW

\$ 43,441

- (1) Payment to Water/Sewer fund through fiscal year 1996 to repay 1993 loan to call 1991 Improvement Bonds

	<u>PRINCIPAL</u>	<u>INTEREST @ 4%</u>
1995	100,000	8,600
1996	115,000	4,600

[Signature]
Paul W. Messer, Mayor

[Signature]
Nelle J. Crato, City Attorney

[Signature]
Nelle J. Crato, City Attorney

APPROVED	
A	Koert
M	Emington
Y	Prohm
Y	Soffian
Y	Jaram
Y	Vandriale
Y	Muzzel
	(20)
	25-Motion 2-Second
	Y=Yes N=No A=Absent

FISCAL YEAR 1994-95

BUDGET DETAIL

FUND : 160 MOORINGS BAY DISTRICT
 DEPARTMENT : 06 ENGINEERING DEPARTMENT
 DIVISION : 58 BAY MAINTENANCE
 FUNCTION : 537

OBJ DESCRIPTION	91-92 ACTUAL	92-93 ACTUAL	93-94 BUDGET	94-95 BASE	94-95 APPROVED
120 REGULAR SALARIES	478	823	2,000	2,000	2,000
250 EMPLOYER PAYROLL EXPENSES	47	176	500	500	500

* PERSONAL SERVICES	525	999	2,500	2,500	2,500
300 OPERATING EXPENSES	533	971	1,500	3,500	3,500
310 PROFESSIONAL SERVICES	18,368	73,265	55,000	30,000	30,000
340 OTHER CONTRACTUAL SERVICES	129,750	56	50,000	20,000	20,000
460 REPAIR & MAINTENANCE SERVICES	3,799	1,105	2,000	2,000	2,000
490 OTHER CURRENT CHARGES & OBLIG	0	0	1,000	1,000	1,000
520 OPERATING SUPPLIES	105	323	250	250	250

* OPERATING EXPENSES	152,555	75,720	109,750	56,750	56,750
630 IMPROVEMENTS OTHER THAN BLDGS	0	12,000	15,000	0	0
700 DEBT SERVICE	45,391	0	21,810	23,913	23,913
703 AMORTIZED BOND SALE EXPENSE	11,396	0	0	0	0
910 TRANSFERS OUT	0	455,308	102,200	108,600	108,600

* NON-OPERATING EXPENSES	56,787	467,308	139,010	132,513	132,513

* TOTAL EXPENSES	209,867	544,027	251,260	191,763	191,763

BUDGET DETAIL

FUND : 100 WORKING BAY DISTRICT
DEPARTMENT : 00 ENGINEERING DEPARTMENT
DIVISION : 20 BAY MAINTENANCE
FUNCTION : 231

DESCRIPTION	ACTUAL	BUDGET	BASE	APPROVED
PERSONAL SERVICES	252	5,200	5,200	5,200
OPERATING EXPENSES	232	4,300	2,200	2,200
PROFESSIONAL SERVICES	18,200	27,000	20,000	20,000
OTHER CONTRACTUAL SERVICES	124,120	30,000	50,000	50,000
REPAIR & MAINTENANCE SERVICES	2,750	2,900	5,000	5,000
OTHER CURRENT CHARGES & OBLIG	0	0	1,000	1,000
OPERATING SUPPLIES	408	250	220	220
TOTAL	125,232	72,750	107,720	107,720

EAST NAPLES BAY

TAX DISTRICT

ORDINANCE 94-7276

AN ORDINANCE DETERMINING AND FIXING THE 1994 TAX LEVY AND MILLAGE RATE FOR THE EAST NAPLES BAY SPECIAL TAXING DISTRICT, FOR THE PURPOSE OF PROVIDING SUFFICIENT FUNDS FOR THE OPERATIONS OF THE SPECIAL TAXING DISTRICT; PROVIDING A SEVERABILITY CLAUSE, A REPEALER PROVISION AND AN EFFECTIVE DATE.

WHEREAS, the 1994 Tax Assessment Roll has been prepared, equalized and certified, showing:

Total Assessed Valuation of
Real and Personal Property \$135,071,535

NOW, THEREFORE, BE IT ORDAINED BY THE COUNCIL OF THE CITY OF NAPLES, FLORIDA:

Section 1. That the tax levy and millage rate for the East Naples Bay Special Taxing District for the year 1994 be, and the same is, hereby fixed and determined to be .5000.

Section 2. That the tax levy and millage rate have been fixed and determined in accordance with the following assessments and findings of the City Council, and making allowances for tax delinquents, discounts and losses therein, show, to-wit:
East Naples Bay Special Taxing District
.5000 mills \$ 65,294

Section 3. If any word, phrase, clause, subsection or section of this ordinance is for any reason held unconstitutional or invalid, the invalidity thereof shall not affect the validity of any remaining portions of this ordinance.

Section 4. That all sections or parts of sections of the Code of Municipal Ordinances, all ordinances or parts of ordinances, and all resolutions or parts of resolutions in conflict herewith, be and the same are hereby repealed to the extent of such conflict.

Section 5. This ordinance shall take effect October 1, 1994.

APPROVED AT FIRST READING THIS 8TH DAY OF SEPTEMBER, 1994.

PASSED AND ADOPTED AT SECOND READING AND PUBLIC HEARING IN OPEN AND SPECIAL SESSION OF THE CITY COUNCIL OF THE CITY OF NAPLES, FLORIDA THIS 22ND DAY OF SEPTEMBER, 1994.

Paul W. Muenzer
Paul W. Muenzer, Mayor

Attest:

Sara G. Norman, Deputy City Clerk
Janet Cason, City Clerk
M:\REF\COUNCIL\ORD\94-7276

Approved as to form and legality:
Maria J. Chiaro
Maria J. Chiaro, City Attorney

94-7276		
Korest		A
Pennington	M	Y
Prolman		Y
Sullivan	S	Y
Tarrant		Y
VanArsdale		Y
Muenzer		Y
(6-0)		
M=Motion S=Second		
Y=Yes N=No A=Absent		

FISCAL YEAR 1995

EAST NAPLES BAY TAX DISTRICT

SUMMARY

REVENUES:

Property Tax (at 0.5 mills)	\$65,294	
Beginning Cash	<u>5,088</u>	
		\$70,382

EXPENDITURES:

Operations & Maintenance	\$ 4,750	
Debt Service	<u>65,632</u>	
		\$70,382

CASH FLOW

-0-

94-775	
A	Robert
M	Yamamoto
Y	Yamamoto
Y	Sullivan
Y	Tarrant
Y	Vandenberg
Y	Wasson
Y	(C-1)
Y	Mitchell
Y	Wasson

FISCAL YEAR 1994-95

BUDGET DETAIL

FUND : 170 EAST NAPLES BAY DISTRICT
 DEPARTMENT : 06 ENGINEERING DEPARTMENT
 DIVISION : 58 BAY MAINTENANCE
 FUNCTION : 537

OBJ DESCRIPTION	91-92 ACTUAL	92-93 ACTUAL	93-94 BUDGET	94-95 BASE	94-95 APPROVED
120 REGULAR SALARIES	0	0	2,000	2,000	2,000
250 EMPLOYER PAYROLL EXPENSES	0	0	250	250	250

* PERSONAL SERVICES	0	0	2,250	2,250	2,250
300 OPERATING EXPENSES	237	344	250	250	250
310 PROFESSIONAL SERVICES	21,652	0	0	0	0
340 OTHER CONTRACTUAL SERVICES	0	18	0	0	0
460 REPAIR & MAINTENANCE SERVICES	0	0	1,000	1,000	1,000
490 OTHER CURRENT CHARGES & OBLIG	0	0	1,000	1,000	1,000
520 OPERATING SUPPLIES	0	0	250	250	250

* OPERATING EXPENSES	21,889	362	2,500	2,500	2,500
630 IMPROVEMENTS OTHER THAN BLDGS	48,900	0	0	0	0
700 DEBT SERVICE	63,199	0	60,361	65,632	65,632

* NON-OPERATING EXPENSES	112,099	0	60,361	65,632	65,632

* TOTAL EXPENSES	133,988	362	65,111	70,382	70,382

BUDGET DETAIL

FUND : 170 EAST BAY DISTRICT
DEPARTMENT : 00 ENGINEERING DEPARTMENT
DIVISION : 20 DAY MAINTENANCE
FUNCTION : 227

04-95	04-95	03-94	02-93	01-92	00 DESCRIPTION
APPROVED	DATE	BUDGET	ACTUAL	ACTUAL	
5,000	5,000	5,000	0	0	150 REGULAR SALARIES
500	500	500	0	0	250 EMPLOYER PAYROLL EXPENSES
<hr/>					
5,500	5,500	5,500	0	0	* PERSONAL SERVICES
500	500	500	244	237	200 OPERATING EXPENSES
0	0	0	0	21,622	210 PROFESSIONAL SERVICES
0	0	0	18	0	240 OTHER CONTRACTUAL SERVICES
1,000	1,000	1,000	0	0	460 REPAIR & MAINTENANCE SERVICES
1,000	1,000	1,000	0	0	400 OTHER CURRENT CHARGES & OBLIG
500	500	500	0	0	520 OPERATING SUPPLIES
<hr/>					
5,200	5,200	5,200	0	0	* OPERATING BUDGET
0	0	0	0	48,900	400 IMPROVEMENTS OTHER THAN BLDGS
62,622	62,622	60,241	0	62,790	400 BEST SERVICE
<hr/>					
5,200	5,200	5,200	0	0	* TOTAL EXPENSES

COMMUNITY

REDEVELOPMENT

FUND

FISCAL YEAR 1995
COMMUNITY REDEVELOPMENT AGENCY
SPECIAL REVENUE FUND

SUMMARY

BUDGETED REVENUES:

Tax Increment Financing (1)	\$ 6,000	
Transfer General Fund	14,850	
Transfer Utility Tax Fund (2)	75,000	
Transfer Community Dev. Block Grant	<u>5,000</u>	
		\$100,850

BUDGETED EXPENDITURES:

Operating Expenses	\$ 4,850	
Legal Expenses	10,000	
Professional Services (2)	75,000	
Space Study - River Park C. C.	5,000	
Capital Improvements (1)	<u>6,000</u>	
		<u>\$100,850</u>

CASH FLOW

-0-

- (1) Any proceeds from tax increment financing for fiscal year 1995 will be used for capital improvement in redevelopment area as identified in the adopted Community Redevelopment Plan.
- (2) City's 50% matching funding for redevelopment studies contingent on availability of utility tax funds.

FISCAL YEAR 1994-95

BUDGET DETAIL

FUND : 180 COMMUNITY REDEVELOPMENT
 DEPARTMENT : 05 COMMUNITY DEVELOPMENT
 DIVISION : 73 REDEVELOPMENT
 FUNCTION : 552

OBJ DESCRIPTION	91-92 ACTUAL	92-93 ACTUAL	93-94 BUDGET	94-95 BASE	94-95 APPROVED
310 PROFESSIONAL SERVICES	0	0	0	75,000	75,000
340 OTHER CONTRACTUAL SERVICES	0	0	0	10,000	10,000
470 PRINTING & BINDING	0	0	0	1,000	1,000
490 OTHER CURRENT CHARGES & OBLIG	0	0	0	5,000	5,000
510 OFFICE SUPPLIES	0	0	0	2,000	2,000
540 BOOKS,PUBLICATIONS,SUBS & MEM	0	0	0	850	850
550 DUPLICATING CHARGES	0	0	0	1,000	1,000
<hr/>					
* OPERATING EXPENSES	0	0	0	94,850	94,850
630 IMPROVEMENTS OTHER THAN BLDGS	0	0	0	0	6,000
<hr/>					
* NON-OPERATING EXPENSES	0	0	0	0	6,000
<hr/>					
* TOTAL EXPENSES	0	0	0	94,850	100,850

94,850

-0-

(1) Any proceeds from tax increment financing for fiscal year 1995 will be used for capital improvement in redevelopment area as identified in the adopted Community Redevelopment Plan.

(2) City's 50% matching funding for redevelopment studies contingent on availability of utility tax funds.

Internal Service Funds

EQUIPMENT SERVICE

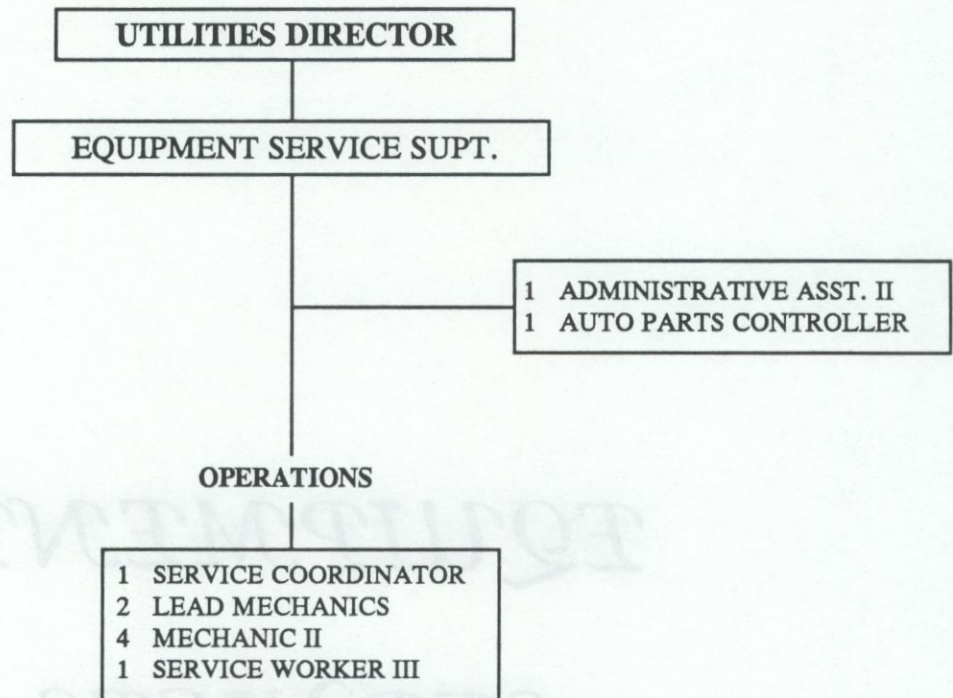
EQUIPMENT SERVICE

ADMINISTRATIVE ASST. II
AUTO PARTS CONTROLLER

*EQUIPMENT
SERVICES
FUND*

BUDGET	REQUEST	PLANNED	BUDGET	PERSONNEL
11	11	11	11	PERSONNEL
				EQUIPMENT SERVICES

**UTILITIES
EQUIPMENT SERVICE**



AUTHORIZED PERSONNEL:

	1994 BUDGET	1995 BASE BUDGET	1995 DEPT REQUEST	1995 APPROVED BUDGET
EQUIPMENT SERVICES	11	11	11	11

FISCAL YEAR 1995

EQUIPMENT SERVICES FUND

SUMMARY

REVENUES:

Transfer - Solid Waste Fund	\$401,200
Transfer - General Fund	409,650
Transfer - Water & Sewer Fund	164,400
Transfer - Streets Fund	30,000
Transfer - Beach Parking	9,000
Transfer - Equipment Services	11,600
Transfer - Storm Drainage	10,000

\$1,035,850

EXPENDITURES:

Personal Services	\$371,190
Operations & Maintenance	535,250
Equipment	1,950
Transfer - Self-Insurance	29,680
Transfer - Reimbursed Admin.	58,200
Contingency	30,000

1,026,270

CASH FLOW

\$ 9,580

FISCAL YEAR 1994-95

BUDGET DETAIL

FUND : 410 EQUIPMENT SERVICES FUND
 DEPARTMENT : 13 UTILITIES - EQUIP SERVICES
 DIVISION : DEPARTMENT SUMMARY
 FUNCTION : 590

OBJ DESCRIPTION	91-92 ACTUAL	92-93 ACTUAL	93-94 BUDGET	94-95 BASE	94-95 APPROVED
120 REGULAR SALARIES	314,494	325,340	280,509	281,006	281,006
130 OTHER SALARIES AND WAGES	1,071	0	0	0	0
140 OVERTIME	18,804	10,960	10,500	10,500	10,500
250 EMPLOYER PAYROLL EXPENSES	70,226	69,389	64,540	68,277	68,277
290 GENERAL & MERIT INCREASE	0	0	11,692	11,407	11,407

* PERSONAL SERVICES	404,595	405,689	367,241	371,190	371,190
300 OPERATING EXPENSES	2,709	5,798	6,000	6,000	6,000
310 PROFESSIONAL SERVICES	1,715	2,158	3,000	1,000	1,000
316 MEDICAL SERVICES	0	0	1,000	500	500
340 OTHER CONTRACTUAL SERVICES	294	7,016	6,000	3,900	3,900
390 AUTO MILEAGE	0	0	500	0	0
400 TRAVEL AND PER DIEM	767	619	1,000	0	0
410 COMMUNICATION SERVICE	2,407	2,564	4,200	3,000	3,000
411 TELEPHONE, FAX & MODEM COMMUN	0	0	0	1,400	1,400
412 RADIO COMMUNICATIONS	0	0	360	300	300
420 TRANSPORTATION	0	2	9,420	11,600	11,600
425 POSTAGE & FREIGHT	0	0	500	100	100
430 UTILITY SERVICES	17,456	19,189	17,000	26,000	26,000
440 RENTALS AND LEASES	108	3,045	3,000	3,300	3,300
451 UNEMPLOYMENT COMPENSATION	0	5,646	0	0	0
460 REPAIR & MAINTENANCE SERVICES	6,406	7,115	7,500	5,000	5,000
462 BUILDING & GROUNDS MAINTENANCE	0	0	2,500	2,000	2,000
463 EQUIP MAINT CONTRACTS	0	0	200	0	0
465 STORM REPAIR & MAINTENANCE	0	1,777	0	0	0
470 PRINTING & BINDING	580	54	500	200	200
480 SCHOOL & TRAINING	2,248	1,339	2,600	3,000	3,000
481 SAFETY PROGRAM	0	0	250	250	250
490 OTHER CURRENT CHARGES & OBLIG	190	204	500	0	0
510 OFFICE SUPPLIES	1,671	607	300	500	500
511 STATIONARY & PAPER PRODUCTS	0	0	700	500	500
513 OFFICE EQUIP UNDER \$250	0	0	250	0	0
520 OPERATING SUPPLIES	165,740	236,071	155,000	150,000	150,000
522 FUEL	203,984	179,519	200,000	140,000	140,000
523 OIL & LUBE	14,220	7,123	11,500	8,000	8,000
524 BATTERIES	6,836	7,836	9,000	6,000	6,000
526 TIRES	63,271	68,754	67,000	82,000	82,000
527 UNIFORMS	2,911	3,044	3,000	3,400	3,400
528 SHOP SUPPLIES	17,370	25,570	20,000	15,000	15,000
529 SUBLET REPAIRS	74,089	68,680	70,000	60,000	60,000

FISCAL YEAR 1994-95

BUDGET DETAIL

FUND : 410 EQUIPMENT SERVICES FUND CONTINUED
 DEPARTMENT : 13 UTILITIES - EQUIP SERVICES
 DIVISION DEPARTMENT SUMMARY
 FUNCTION : 590

OBJ DESCRIPTION	91-92 ACTUAL	92-93 ACTUAL	93-94 BUDGET	94-95 BASE	94-95 APPROVED
531 OTHER CLOTHING	0	0	900	900	900
535 JANITORIAL SUPPLIES	0	0	300	300	300
540 BOOKS,PUBLICATIONS,SUBS & MEM	420	608	1,000	1,000	1,000
560 SAFETY	0	0	100	100	100
590 DEPRECIATION	16,572	16,572	0	0	0

* OPERATING EXPENSES	601,964	670,910	605,080	535,250	535,250
620 BUILDINGS	0	0	38,400	0	0
640 MACHINERY AND EQUIPMENT	0	0	11,700	1,950	1,950
898 CONTINGENCY	0	0	10,704	20,000	30,000
910 TRANSFERS OUT	0	29,610	95,960	102,180	87,880

* NON-OPERATING EXPENSES	0	29,610	156,764	124,130	119,830

* TOTAL EXPENSES	1,006,559	1,106,209	1,129,085	1,030,570	1,026,270

FISCAL YEAR 1994-95

BUDGET DETAIL

FUND : 410 EQUIPMENT SERVICES FUND
 DEPARTMENT : 13 UTILITIES - EQUIP SERVICES
 FUNCTION : 590

		#	JOB TITLE	1994-95 APPROVED BUDGET
29 EQUIPMENT SERVICES - OPERATIONS				
			1 EQUIPMENT SERVICES SUPT.	33,310
			2 LEAD MECHANIC	57,007
			4 MECHANIC II	103,800
			1 AUTO PARTS CONTROLLER	23,005
			1 ADMINISTRATIVE ASSISTANT II	19,911
			1 SERVICE WORKER III	20,020
			1 SERVICE COORDINATOR	23,953
		11	TOTAL AUTHORIZED POSITIONS	281,006
			REGULAR SALARIES	281,006
			OVERTIME	10,500
			EMPLOYER PAYROLL EXPENSES	68,277
			GENERAL & MERIT INCREASE	11,407

				371,190

1991-1992
1992-1993
1993-1994

1994-1995

1995-1996

1996-1997

*DATA
PROCESSING
FUND*

FISCAL YEAR 1995

DATA PROCESSING

FUND SUMMARY

REVENUES:

Transfer - General Fund	\$126,190	
Transfer - Water & Sewer Fund	<u>84,130</u>	
		\$210,320

EXPENDITURES:

Personal Services	\$158,808	
Operating Expenses	<u>49,352</u>	
		\$208,160

CASH FLOW

\$ 2,160

FISCAL YEAR 1994-95

BUDGET DETAIL

FUND : 510 CENTRAL DATA PROCESSING FND
 DEPARTMENT : 07 FINANCE DEPARTMENT
 DIVISION : 13 DATA PROCESSING
 FUNCTION : 590

OBJ DESCRIPTION	91-92 ACTUAL	92-93 ACTUAL	93-94 BUDGET	94-95 BASE	94-95 APPROVED
120 REGULAR SALARIES	99,703	103,473	116,914	121,361	121,361
140 OVERTIME	8,021	5,159	6,500	6,500	6,500
250 EMPLOYER PAYROLL EXPENSES	20,667	20,874	24,838	26,021	26,021
290 GENERAL & MERIT INCREASE	0	0	4,874	4,926	4,926

* PERSONAL SERVICES	128,391	129,506	153,126	158,808	158,808
300 OPERATING EXPENSES	1,664	2,532	2,747	2,000	2,000
400 TRAVEL AND PER DIEM	1,125	619	700	700	700
410 COMMUNICATION SERVICE	1,491	1,483	2,250	4,000	4,000
460 REPAIR & MAINTENANCE SERVICES	21,846	22,512	30,000	30,000	30,000
480 SCHOOL & TRAINING	1,799	2,450	1,650	1,650	1,650
510 OFFICE SUPPLIES	36	224	300	300	300
520 OPERATING SUPPLIES	6,189	5,916	7,250	9,777	9,777
540 BOOKS,PUBLICATIONS,SUBS & MEM	340	327	450	775	775
550 DUPLICATING CHARGES	90	51	100	150	150
590 DEPRECIATION	23,546	20,885	0	0	0

* OPERATING EXPENSES	58,126	56,999	45,447	49,352	49,352
700 DEBT SERVICE	1,750	0	0	0	0

* NON-OPERATING EXPENSES	1,750	0	0	0	0

* TOTAL EXPENSES	188,267	186,505	198,573	208,160	208,160

FISCAL YEAR 1994-95

BUDGET DETAIL

FUND : 510 CENTRAL DATA PROCESSING FND
 DEPARTMENT : 07 FINANCE DEPARTMENT
 FUNCTION : 590

1994-95 APPROVED

	94-95	95-96	#	JOB TITLE	BUDGET
13 DATA PROCESSING					
	182,757	182,757			
	002,4	002,4	1	DATA PROCESSING COORDINATOR	45,768
	150,35	150,35	1	PC NETWORK COORDINATOR	33,168
	459,4	459,4	1	PC SPECIALIST	22,567
			1	DATA ENTRY OPERATOR II	19,858
	808,827	808,827	4	TOTAL AUTHORIZED POSITIONS	121,361
	000,5	000,5		REGULAR SALARIES	121,361
	700	700		OVERTIME	6,500
	4,000	4,000		EMPLOYER PAYROLL EXPENSES	26,021
	000,00	000,00		GENERAL & MERIT INCREASE	4,926
	7,577	7,577			158,808
	777,9	777,9			
	77	77			
	170	170			
	0	0			
	48,352	48,352			
	0	0			
	0	0			
	507,805	507,805			

STATE YEAR 1993
RISK MANAGEMENT FUND
COMMITTEE

1,000,000
2,000,000
3,000,000
4,000,000
5,000,000
6,000,000
7,000,000
8,000,000
9,000,000
10,000,000
11,000,000
12,000,000
13,000,000
14,000,000
15,000,000
16,000,000
17,000,000
18,000,000
19,000,000
20,000,000
21,000,000
22,000,000
23,000,000
24,000,000
25,000,000
26,000,000
27,000,000
28,000,000
29,000,000
30,000,000
31,000,000
32,000,000
33,000,000
34,000,000
35,000,000
36,000,000
37,000,000
38,000,000
39,000,000
40,000,000
41,000,000
42,000,000
43,000,000
44,000,000
45,000,000
46,000,000
47,000,000
48,000,000
49,000,000
50,000,000
51,000,000
52,000,000
53,000,000
54,000,000
55,000,000
56,000,000
57,000,000
58,000,000
59,000,000
60,000,000
61,000,000
62,000,000
63,000,000
64,000,000
65,000,000
66,000,000
67,000,000
68,000,000
69,000,000
70,000,000
71,000,000
72,000,000
73,000,000
74,000,000
75,000,000
76,000,000
77,000,000
78,000,000
79,000,000
80,000,000
81,000,000
82,000,000
83,000,000
84,000,000
85,000,000
86,000,000
87,000,000
88,000,000
89,000,000
90,000,000
91,000,000
92,000,000
93,000,000
94,000,000
95,000,000
96,000,000
97,000,000
98,000,000
99,000,000
100,000,000

RISK MANAGEMENT FUND

3000,000

FISCAL YEAR 1995
RISK MANAGEMENT FUND
SUMMARY

REVENUES :

Transfer - General Fund	\$404,230	
Transfer - Water/Sewer	357,710	
Transfer - Solid Waste	97,800	
Transfer - Beach Fund	53,630	
Transfer - City Dock	6,500	
Transfer - Streets Fund	9,540	
Transfer - Equipment Service	29,680	
Transfer - Stormwater	<u>10,620</u>	
		\$969,710

EXPENDITURES :

Premium - Workers Compensation	\$101,640	
Premium - Automobile	90,000	
Premium - General Liability	96,800	
Premium - Property	140,000	
Premium - Public Officials	14,000	
Premium - Boiler & Machinery	9,000	
Premium - Fidelity Bonds	3,500	
Loss Pool: 5-year average annual experience @ 200%	489,170	
Transfer - Administration	<u>25,600</u>	
		<u>\$969,710</u>

CASH FLOW

-0-

NOTE: Fiscal Year 1995 loss pool established at \$650,000 per contract requirement. Difference between loss pool and expected claims of \$489,170 available in fund reserves, if required.

FISCAL YEAR 1994-95

BUDGET DETAIL

FUND : 500 RISK MANAGEMENT FUND
 DEPARTMENT : 71 RISK MANAGEMENT
 DIVISION : 43 RISK MANAGEMENT
 FUNCTION : 525

OBJ DESCRIPTION	91-92 ACTUAL	92-93 ACTUAL	93-94 BUDGET	94-95 BASE	94-95 APPROVED
310 PROFESSIONAL SERVICES	213	2,510	0	0	0
400 TRAVEL AND PER DIEM	0	45	0	0	0
450 INSURANCE	423,922	453,598	545,620	454,940	454,940
490 OTHER CURRENT CHARGES & OBLIG	0	0	369,450	489,170	489,170
583 W/C STATE ASSESSMENT	23,064	23,366	0	0	0
585 GEN LIABILITY & BUS PKG CLAIMS	9,258	40,928	0	0	0
586 W/C CURRENT YEAR CLAIMS	233,409	165,890	0	0	0
587 AUTO LIABILITY CLMS- SIR	20,000	0	0	0	0
588 AUTO COLL & COMP-SIR FULL	19,016	42,788	0	0	0
589 SELF- INSURED PROPERTY DAMAGE	174,354	-26,335	0	0	0

* OPERATING EXPENSES	903,236	702,790	915,070	944,110	944,110
910 TRANSFERS OUT	0	0	25,600	25,600	25,600

* NON-OPERATING EXPENSES	0	0	25,600	25,600	25,600

* TOTAL EXPENSES	903,236	702,790	940,670	969,710	969,710

FISCAL YEAR 1995
HEALTH BENEFITS FUND
SUMMARY

REVENUES:

Single Coverage:		
433 at \$189.42/month (1)		
City Paid	\$	984,200
Family Coverage:		
205 at \$288.26/month (1)		
City Paid		354,550
Employee Paid		354,550
Retiree Coverage		107,700
COBRA Coverage		20,500
Earnings on Deposits		<u>25,000</u>
		\$1,846,500

EXPENSES:

Excess Loss Insurance & Claims Administration	\$	272,500
Loss Pool (2)		1,518,600
Transfer - Administration		<u>55,400</u>
		<u>\$1,846,500</u>

CASH FLOW

-0-

- (1) Rates include 10% increase for plan year 1995.
- (2) Total claims for plan year 7/1/94 - 6/30/95 estimated at \$1,500,629. Aggregate stop-loss insurance does not start until total claims have reached \$1,875,787.

FISCAL YEAR 1994-95

BUDGET DETAIL

FUND : 501 HEALTH BENEFITS FUND
 DEPARTMENT : 71 RISK MANAGEMENT
 DIVISION : 43 RISK MANAGEMENT
 FUNCTION : 519

OBJ DESCRIPTION	91-92 ACTUAL	92-93 ACTUAL	93-94 BUDGET	94-95 BASE	94-95 APPROVED
312 FIXED COSTS	306,773	213,793	235,000	270,500	270,500
314 FLEX FIXED COSTS	0	0	0	2,000	2,000
452 PAID CLAIMS	1,876,488	1,297,781	1,676,100	1,518,600	1,518,600
453 SCRIP CARD EXPENDITURES	0	17,616	0	0	0
454 ALLSCRIP EXPENDITURES	0	14,393	0	0	0
* OPERATING EXPENSES	2,183,261	1,543,583	1,911,100	1,791,100	1,791,100
910 TRANSFERS OUT	0	0	47,000	55,400	55,400
* NON-OPERATING EXPENSES	0	0	47,000	55,400	55,400
* TOTAL EXPENSES	2,183,261	1,543,583	1,958,100	1,846,500	1,846,500

\$1,846,500

-0-

Debt
Service
Schedules

CITY OF NAPLES
 COMBINED DEBT SERVICE SCHEDULE
 ALL FINANCING SOURCES

<u>Year Ending September 30</u>	<u>Principal</u>	<u>Interest</u>	<u>Total Requirement</u>
1995	2,135,000	2,323,592	4,458,592
1996	2,230,000	2,213,897	4,443,897
1997	2,370,000	2,097,130	4,467,130
1998	2,215,000	1,969,094	4,184,094
1999	2,315,000	1,848,516	4,163,516
2000	2,410,000	1,723,996	4,133,996
2001	2,530,000	1,591,117	4,121,117
2002	2,650,000	1,452,006	4,102,006
2003	2,795,000	1,300,501	4,095,501
2004	2,415,000	1,138,001	3,553,001
2005	2,570,000	989,785	3,559,785
2006	2,735,000	829,261	3,564,261
2007	2,820,000	657,084	3,477,084
2008	2,990,000	478,325	3,468,325
2009	3,180,000	289,462	3,469,462
2010	1,390,000	88,613	1,478,613
Totals	\$39,750,000	\$20,990,380	\$60,740,380

CITY OF NAPLES
 UTILITY TAX FUND
 COMBINED DEBT SERVICE SCHEDULE

<u>Year Ending September 30</u>	<u>Principal</u>	<u>Interest</u>	<u>Total Requirement</u>
1995	456,983	290,849	747,832
1996	469,655	268,574	738,229
1997	515,440	244,933	760,373
1998	537,130	218,331	755,461
1999	568,428	189,846	758,274
2000	600,910	164,222	765,132
2001	621,725	136,452	758,177
2002	650,034	110,582	760,616
2003	670,947	80,031	750,978
2004	161,162	47,825	208,987
2005	171,290	39,928	211,218
2006	183,637	31,193	214,830
2007	135,000	21,781	156,781
2008	140,000	14,863	154,863
2009	150,000	7,687	157,687
Totals	\$6,032,341	\$1,867,097	\$7,899,438

CITY OF NAPLES

1971 IMPROVEMENT REVENUE BONDS
DESCRIPTION AND BOND AMORTIZATION SCHEDULE

Type: Revenue Bonds
 Authorized and Issued: \$1,880,000
 Amount Outstanding - 9/30/94: \$755,000
 Dated: January 1, 1971
 Final Maturity: January 1, 2001
 Principal Payment: January 1
 Interest Payment: January 1, July 1
 Interest Rates: 5.0% to 5.6%
 Revenue Pledged: Utility Tax

<u>Year Ending September 30</u>	<u>Principal</u>	<u>Interest</u>	<u>Total Requirement</u>
1995	90,000	38,840	128,840
1996	95,000	33,753	128,753
1997	100,000	28,340	128,340
1998	105,000	22,600	127,600
1999	115,000	16,440	131,440
2000	120,000	9,860	129,860
2001	130,000	3,250	133,250
Totals	\$755,000	\$153,083	\$908,083

CITY OF NAPLES

1989 PUBLIC SERVICE TAX REFUNDING REVENUE BONDS
DESCRIPTION AND BOND AMORTIZATION SCHEDULE

Type: Revenue Bonds
 Authorized and Issued: \$4,600,000
 Amount Outstanding - 9/30/94: \$685,000
 Dated: September 1, 1989
 Final Maturity: July 1, 1998
 Principal Payment: July 1
 Interest Payment: January 1, July 1
 Interest Rates: 6.00% to 7.20%
 Revenue Pledged: Utility Tax

<u>Year Ending September 30</u>	<u>Principal</u>	<u>Interest</u>	<u>Total Requirement</u>
1995	165,000	45,580	210,580
1996	165,000	34,855	199,855
1997	175,000	23,965	198,965
1998	180,000	12,240	192,240
Totals	\$685,000	\$116,640	\$801,640

CITY OF NAPLES

PUBLIC SERVICE TAX REVENUE REFUNDING BONDS, SERIES 1993
 UTILITY TAX DEBT SERVICE FUND ALLOCATION
 DESCRIPTION AND BOND AMORTIZATION SCHEDULE

Type: Revenue Bonds
 Authorized and Issued: \$4,700,607
 Amount Outstanding - 9/30/94: \$4,592,341
 Dated: May 1, 1993
 Final Maturity: July 1, 2009
 Principal Payment: July 1
 Interest Payment: January 1, July 1
 Interest Rate: 2.600% to 5.125%
 Revenue Pledged: Non-Ad Valorem Revenues

<u>Year Ending September 30</u>	<u>Principal</u>	<u>Interest</u>	<u>Total Requirement</u>
1995	201,983	206,429	408,412
1996	209,655	199,966	409,621
1997	240,440	192,628	433,068
1998	252,130	183,491	435,621
1999	453,428	173,406	626,834
2000	480,910	154,362	635,272
2001	491,725	133,202	624,927
2002	650,034	110,582	760,616
2003	670,947	80,031	750,978
2004	161,162	47,825	208,987
2005	171,290	39,928	211,218
2006	183,637	31,193	214,830
2007	135,000	21,781	156,781
2008	140,000	14,863	154,863
2009	150,000	7,687	157,687
Totals	\$4,592,341	\$1,597,374	\$6,189,715

CITY OF NAPLES

WATER & SEWER FUND
 COMBINED DEBT SERVICE SCHEDULE

<u>Year Ending September 30</u>	<u>Principal</u>	<u>Interest</u>	<u>Total Requirement</u>
1995	1,545,000	1,977,645	3,522,645
1996	1,620,000	1,896,673	3,516,673
1997	1,720,000	1,808,248	3,528,248
1998	1,540,000	1,711,928	3,251,928
1999	1,630,000	1,625,350	3,255,350
2000	1,725,000	1,531,350	3,256,350
2001	1,820,000	1,429,940	3,249,940
2002	1,930,000	1,320,760	3,250,760
2003	2,045,000	1,203,095	3,248,095
2004	2,175,000	1,076,595	3,251,595
2005	2,305,000	940,140	3,245,140
2006	2,455,000	793,130	3,248,130
2007	2,685,000	635,303	3,320,303
2008	2,850,000	463,462	3,313,462
2009	3,030,000	281,775	3,311,775
2010	1,390,000	88,613	1,478,613
Totals	\$32,465,000	\$18,784,007	\$51,249,007

CITY OF NAPLES

WATER AND SEWER REVENUE BONDS - SERIES 1987
 DESCRIPTION AND BOND AMORTIZATION SCHEDULE

Type: Revenue Bonds
 Authorized and Issued: \$3,500,000
 Amount Outstanding - 9/30/94: \$485,000
 Dated: December 1, 1987
 Final Maturity: September 1, 1997
 Principal Payment: September 1
 Interest Payment: September 1, March 1
 Interest Rate: 5.70% to 7.10%
 Revenue Pledged: Net Revenues of Wter & Sewer Systems

<u>Year Ending September 30</u>	<u>Principal</u>	<u>Interest</u>	<u>Total Requirement</u>
1995	150,000	33,665	183,665
1996	160,000	23,465	183,465
1997	175,000	12,425	187,425
Totals	\$485,000	\$69,555	\$554,555

CITY OF NAPLES

WATER AND SEWER REVENUE REFUNDING BONDS - SERIES 1991
DESCRIPTION AND BOND AMORTIZATION SCHEDULE

Type: Revenue Bonds
 Authorized and Issued: \$14,180,000
 Amount Outstanding - 9/30/94: \$13,750,000
 Dated: May 1, 1991
 Final Maturity: September 1, 2006
 Principal Payment: September 1
 Interest Payment: September 1, March 1
 Interest Rate: 5.00% to 6.65%
 Revenue Pledged: Net Revenues of Water & Sewer Systems

<u>Year Ending September 30</u>	<u>Principal</u>	<u>Interest</u>	<u>Total Requirement</u>
1995	870,000	850,208	1,720,208
1996	930,000	801,923	1,731,923
1997	990,000	748,913	1,738,913
1998	1,055,000	691,493	1,746,493
1999	1,130,000	629,248	1,759,248
2000	1,205,000	561,448	1,766,448
2001	1,245,000	487,943	1,732,943
2002	1,235,000	410,753	1,645,753
2003	1,225,000	332,948	1,557,948
2004	1,215,000	254,548	1,469,548
2005	1,305,000	175,573	1,480,573
2006	1,345,000	89,443	1,434,443
Totals	\$13,750,000	\$6,034,441	\$19,784,441

CITY OF NAPLES

WATER AND SEWER REVENUE REFUNDING BONDS - SERIES 1992
DESCRIPTION AND BOND AMORTIZATION SCHEDULE

Type: Revenue Bonds
 Authorized and Issued: \$15,425,000
 Amount Outstanding - 9/30/94: \$15,385,000
 Dated: May 1, 1991
 Final Maturity: September 1, 2010
 Principal Payment: September 1
 Interest Payment: September 1, March 1
 Interest Rate: 4.50% to 6.50%
 Revenue Pledged: Net Revenues of Water & Sewer Systems

<u>Year Ending September 30</u>	<u>Principal</u>	<u>Interest</u>	<u>Total Requirement</u>
1995	280,000	955,330	1,235,330
1996	280,000	942,030	1,222,030
1997	290,000	928,030	1,218,030
1998	295,000	912,950	1,207,950
1999	300,000	897,168	1,197,168
2000	310,000	880,367	1,190,367
2001	360,000	862,543	1,222,543
2002	465,000	841,302	1,306,302
2003	580,000	813,403	1,393,403
2004	705,000	778,022	1,483,022
2005	735,000	734,313	1,469,313
2006	830,000	688,007	1,518,007
2007	2,685,000	635,303	3,320,303
2008	2,850,000	463,462	3,313,462
2009	3,030,000	281,775	3,311,775
2010	1,390,000	88,613	1,478,613
Totals	\$15,385,000	\$11,702,618	\$27,087,618

CITY OF NAPLES

WATER AND SEWER REVENUE REFUNDING BONDS - SERIES 1992A
DESCRIPTION AND BOND AMORTIZATION SCHEDULE

Type: Revenue Bonds
 Authorized and Issued: \$3,730,000
 Amount Outstanding - 9/30/94: \$2,845,000
 Dated: November 1, 1992
 Final Maturity: September 1, 2006
 Principal Payment: September 1
 Interest Payment: September 1, March 1
 Interest Rate: 3.25% to 5.60%
 Revenue Pledged: Net Revenues of Water & Sewer Systems

<u>Year Ending September 30</u>	<u>Principal</u>	<u>Interest</u>	<u>Total Requirement</u>
1995	245,000	138,443	383,443
1996	250,000	129,255	379,255
1997	265,000	118,880	383,880
1998	190,000	107,485	297,485
1999	200,000	98,935	298,935
2000	210,000	89,535	299,535
2001	215,000	79,455	294,455
2002	230,000	68,705	298,705
2003	240,000	56,745	296,745
2004	255,000	44,025	299,025
2005	265,000	30,255	295,255
2006	280,000	15,680	295,680
Totals	\$2,845,000	\$977,398	\$3,822,398

CITY OF NAPLES

MOORINGS BAY TAX DISTRICT- 1991 IMPROVEMENT BONDS
DESCRIPTION AND BOND AMORTIZATION SCHEDULE

Type: Revenue Bonds
 Authorized and Issued: \$459,800
 Amount Outstanding - 9/30/93: \$45,144
 Dated: February 1, 1991
 Final Maturity: February 1, 1996
 Principal Payment: February 1
 Interest Payment: February 1, August 1
 Interest Rate: 5.70% to 7.50%
 Revenue Pledged: Non-Ad Valorem Revenues

<u>Year Ending September 30</u>	<u>Principal</u>	<u>Interest</u>	<u>Total Requirement</u>
1995	21,736	2,177	23,913
1996	23,408	749	24,157
Totals	\$45,144	\$2,926	\$48,070

CITY OF NAPLES

EAST NAPLES TAX DISTRICT - 1991 IMPROVEMENT BONDS
DESCRIPTION AND BOND AMORTIZATION SCHEDULE

Type: Revenue Bonds
 Authorized and Issued: \$640,200
 Amount Outstanding - 9/30/94: \$62,856
 Dated: February 1, 1991
 Final Maturity: February 1, 1996
 Principal Payment: February 1
 Interest Payment: February 1, August 1
 Interest Rate: 5.70% to 7.50%
 Revenue Pledged: Non-Ad Valorem Revenues

<u>Year Ending September 30</u>	<u>Principal</u>	<u>Interest</u>	<u>Total Requirement</u>
1995	30,264	3,032	33,296
1996	32,592	1,043	33,635
Totals	\$62,856	\$4,075	\$66,931

CITY OF NAPLES

PUBLIC SERVICE TAX REVENUE REFUNDING BONDS, SERIES 1993
 EAST NAPLES BAY TAX DISTRICT ALLOCATION
 DESCRIPTION AND BOND AMORTIZATION SCHEDULE

Type: Revenue Bonds
 Authorized and Issued: \$562,582
 Amount Outstanding - 9/30/93: \$562,583
 Dated: May 1, 1993
 Final Maturity: July 1, 2006
 Principal Payment: July 1
 Interest Payment: January 1, July 1
 Interest Rate: 2.600% to 5.125%
 Revenue Pledged: Non-Ad Valorem Revenues

<u>Year Ending September 30</u>	<u>Principal</u>	<u>Interest</u>	<u>Total Requirement</u>
1995	6,626	25,710	32,336
1996	6,852	25,498	32,350
1997	48,114	25,259	73,373
1998	47,933	23,430	71,363
1999	51,443	21,513	72,956
2000	55,851	19,352	75,203
2001	60,333	16,895	77,228
2002	48,050	14,120	62,170
2003	52,381	11,861	64,242
2004	52,217	9,347	61,564
2005	67,313	6,788	74,101
2006	65,470	3,355	68,825
Totals	\$562,583	\$203,128	\$765,711

CITY OF NAPLES

CITY DOCK FUND - 1991 IMPROVEMENTS BONDS
DESCRIPTION AND BOND AMORTIZATION SCHEDULE

Type: Revenue Bonds
 Authorized and Issued: \$275,000
 Amount Outstanding - 9/30/93: \$27,000
 Dated: February 1, 1991
 Final Maturity: February 1, 1996
 Principal Payment: February 1
 Interest Payment: February 1, August 1
 Interest Rates: 5.70% to 7.50%
 Revenue Pledged: Non-Ad Valorem Revenues

<u>Year Ending September 30</u>	<u>Principal</u>	<u>Interest</u>	<u>Total Requirement</u>
1995	13,000	1,302	14,302
1996	14,000	448	14,448
Totals	\$27,000	\$1,750	\$28,750

CITY OF NAPLES

PUBLIC SERVICE TAX REVENUE REFUNDING BONDS, SERIES 1993
 CITY DOCK FUND ALLOCATION
 DESCRIPTION AND BOND AMORTIZATION SCHEDULE

Type: Revenue Bonds
 Authorized and Issued: \$601,811
 Amount Outstanding - 9/30/94: \$555,075
 Dated: May 1, 1993
 Final Maturity: July 1, 2006
 Principal Payment: July 1
 Interest Payment: January 1, July 1
 Interest Rate: 2.600% to 5.125%
 Revenue Pledged: Non-Ad Valorem Revenues

<u>Year Ending September 30</u>	<u>Principal</u>	<u>Interest</u>	<u>Total Requirement</u>
1995	61,392	22,877	84,269
1996	63,493	20,912	84,405
1997	86,446	18,690	105,136
1998	89,937	15,405	105,342
1999	65,129	11,807	76,936
2000	28,239	9,072	37,311
2001	27,941	7,830	35,771
2002	21,916	6,544	28,460
2003	26,671	5,514	32,185
2004	26,621	4,234	30,855
2005	26,397	2,929	29,326
2006	30,893	1,583	32,476
Totals	\$555,075	\$127,397	\$682,472